

BROOKINGS

Afghanistan Index

Tracking Variables of
Reconstruction & Security in Post-9/11 Afghanistan

Ian S. Livingston, Heather L. Messera, and Michael O'Hanlon April 30, 2011



**Brookings Tracks Reconstruction and Security
in Afghanistan, Iraq and Pakistan**

Afghanistan Index »

<http://www.brookings.edu/afghanistanindex>

Iraq Index »

<http://www.brookings.edu/iraqindex>

Pakistan Index »

<http://www.brookings.edu/pakistanindex>

TABLE OF CONTENTS

1 Security Indicators		
1.1	American Troops Deployed to Afghanistan UPDATED 4.30.11	4
1.2	Other Foreign Troops Deployed to Afghanistan UPDATED 3.15.11	4
1.3	Troops Committed to NATO's International Security Assistance Mission (ISAF) by Country UPDATED 3.15.11	5
1.4	Total NATO-ISAF Manpower by Regional Command, Since October 2006	5
1.5	Size of Afghan Security Forces on Duty UPDATED 2.28.11	6
1.6	Afghan Local Police Districts and Members	6
1.7	Annual Growth of Afghan National Army (ANA), by Number of Troops, 2003-Present UPDATED 2.28.11	6
1.8	Afghan Army Units Partnered with NATO Units	6
1.9	Attrition Rates among Select Afghan National Security Forces	7
1.10	Afghan National Army Basic Rifle Marksmanship Qualification	7
1.11	Afghan National Security Force Recruits Literacy Rates and Training NEW 4.14.11	7
1.12	Afghan National Army and Afghan National Police Ethnicity NEW 4.14.11	7
1.13	Assessment Levels of Afghan National Security Forces	8
1.14	Afghan National Army Force Structure Growth	8
1.15	Total Number of Private DoD Contractors in Afghanistan, 2007 through 2010 UPDATED 2.28.11	9
1.16	Number of Private Security Contractors in Afghanistan, 2007 through 2010 NEW 2.28.11	9
1.17	Private Contractors Training the Afghan National Army	9
1.18	U.S. Government Civilians in Afghanistan, August 2008-Current UPDATED 3.29.11	9
1.19	Number of Insurgent Attacks per Week by Type, January 2008-Current	10
1.20	Security Forces in and Around Kandahar, May 2010 and July 2010 Projected	10
1.21	U.S. Special Operations against Taliban, Summer 2010	10
1.22	Estimated Number of Assassinations in and Around Kandahar, 2009-2011 UPDATED 3.29.11	10
1.23	U.S. and Coalition Troop Fatalities since October 7, 2001 UPDATED 4.30.11	11
1.24	Cause of Death for U.S. Troops UPDATED 4.30.11	11
1.25	Non-US Coalition Troop Fatalities by Country since October 2001 UPDATED 4.30.11	12
1.26	Proportion of Annual U.S. and Coalition Fatalities by Various Causes UPDATED 4.30.11	12
1.27	U.S. Troops Wounded in Action since October 7, 2001 UPDATED 4.30.11	13
1.28	Private Contractor Deaths in Afghanistan, 2001 through 2010 UPDATED 4.30.11	13
1.29	Afghan National Army (ANA) and Afghan National Police (ANP) Personnel Fatalities, January 2007-Present	14
1.30	Estimated Monthly Violent Civilian Deaths in Afghanistan, 2007-2010 UPDATED 3.29.11	14
1.31	Estimated Yearly Civilian Fatalities as Result of Fighting Between Pro-Government Forces and Armed Opposition Groups (AOG), 2006-2010 UPDATED 3.29.11	15
1.32	Estimated Percentage of Afghan Civilian Fatalities by Group Which Caused, 2006-2010 UPDATED 3.29.11	15
1.33	Journalists Killed in Afghanistan Since 1992	16
1.34	Estimated Number of Internally Displaced Persons (IDPs) UPDATED 3.29.11	16
1.35	Number of Afghan Asylum Applications, 2001 through 2010 UPDATED 4.30.11	16
1.36	Comparison of Security and Overall Assessments of Key Districts, 2009-2010	17
1.37	Number of U.S. Forward Operating Bases (FOBs) in Afghanistan	17
1.38	Estimated Number of Total Insurgents in Afghanistan UPDATED 3.15.11	17
1.39	Percentage of Close Air Support Sorties with Weapons Releases	17
1.40	Air Force Intelligence, Surveillance, and Reconnaissance Missions during 2009-2010	18
1.41	Suicide Bombings in Afghanistan, 2007 & 2009	18
1.42	Number of Mine Resistant Ambush Protected (MRAP) Vehicles in Afghanistan	18
1.43	Number of Up Armored HMMWV's Issued to Afghan Army and Police	18
1.44	U.S. Departments of Defense and State Support to Train and Equip the Afghan Army and Police, Fiscal Years 2002-2009	19
1.45	Appropriated U.S. Funding for Afghanistan Government and Development by Agency, FY 2001-FY 2010	19
1.46	Indicators for Measuring Progress in Afghanistan, Developed by David Kilcullen	20

2 Governance and Rule of Law Indicators

2.1	Afghanistan Population and Demographic Information	21
2.2	Size, Gender, and ethnic Makeup of Afghanistan's Main Legislative Bodies UPDATED 3.29.11	21
2.3	Prison Population in Afghanistan, 2004-2010	22
2.4	Where Afghans Choose to Take Different Types of Legal Cases	22
2.5	Highest Level Degree Acquired by Judges Responding to a Random Survey	23
2.6	Access to Legal Resources for Judges Responding to a Random Survey	23
2.7	Judges in Kandahar Province	23
2.8	Annual Poppy Cultivation in Afghanistan (ha) and Percentage of Global, 1990-2010	24
2.9	Annual Opium Production in Afghanistan (mt) and Percentage of Global, 1990-2010	24
2.10	Opium Poppy Cultivation Levels in Afghanistan (with Top-Producing Provinces), 2004-2010	25
2.11	Monthly Farm-Gate Cost of Dry Opium Since September 2004 (US\$/KG) UPDATED 4.30.11	25
2.12	Afghanistan's Rank in Reporters Without Borders' Index of Press Freedom, 2002-2010	26
2.13	Afghanistan's Rank in Transparency International's Annual Corruption Perceptions Index	26

3 Economic and Quality of Life Indicators

3.1	Annual Inflation	27
3.2	Nominal GDP (Total and Growth), 2003-2010	27
3.3	Breakdown of Afghan Annual Budget (Core vs. External), FY 2005/2006 thru 2008/2009	27
3.4	Pay Charts for Afghan National Security Forces	28
3.5	Pay Charts for Individuals in the Afghan Legal System	29
3.6	Deposits in Commercial Banks in Afghanistan, 2008 and 2009	29
3.7	Comparison of Electricity Supply Sources and Capacity: 1979, 2002, 2007 and 2009	30
3.8	Estimated Number of Telephone Users in Afghanistan by Year, 2002-2010	30
3.9	Estimated Percentage of Afghans with Access to Water/Sanitation Facilities	30
3.10	Education Metrics UPDATED 3.29.11	31
3.11	Poverty Levels, 2007	31
3.12	Foreign Aid Pledged and Disbursed, 2002-2013 UPDATED 2.28.11	32
3.13	Aid Disbursements from Government Donors and Multilateral Agencies NEW 2.28.11	32
3.14	Aid Channeled Through UN Agencies, International and Local NGOs, ICRC, and the Red Cross/Red Crescent Societies, 2007-2009 NEW 2.28.11	33
3.15	Annual Value of Imports and Exports, with Top Trade Partners, 2002-2006	33
3.16	Microfinance Clients, Borrowers and Loan Amounts	33
3.17	Healthcare Metrics	34

4 Polling and Public Opinion

4.1-4.6	Afghanistan: Where Things Stand (ABC News/BBC/ARD)	35
4.7-4.8	Afghanistan in 2010: A Survey of the Afghan People (Asia Foundation)	38
4.9-4.12	Afghanistan Public Opinion Survey (International Republican Institute)	39

5 Afghanistan Research

5.1	Additional Sources of Information on Afghanistan	41
-----	--	----

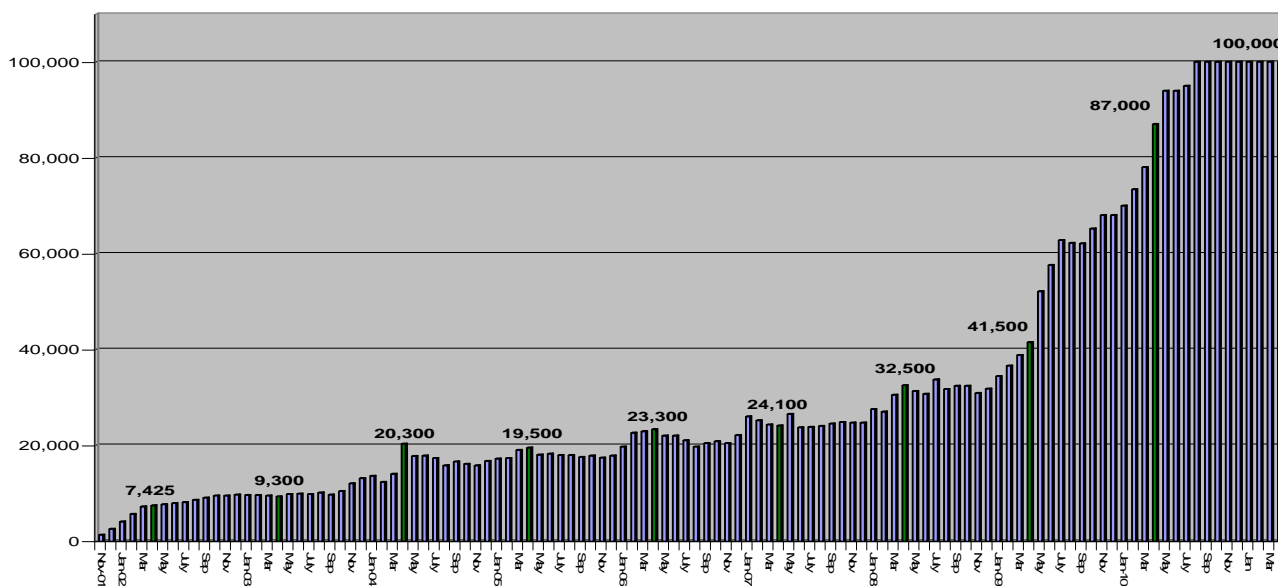
For more information please contact Ian Livingston at ilivingston@brookings.edu

Note on the Methodology of the Afghanistan Index:

Although the footnotes to the Afghanistan Index document our sources in detail, it is worth noting here a few broad points. The majority of our information comes from the U.S. Government, though we must often analyze it and process it further to show trends over the full period since 2001. Some information comes from foreign journalists on the ground and from nongovernmental organizations; a very modest amount to date comes from Afghan sources. Most tables and charts are straightforward representations of data as we obtain it from the above primary sources, with only modest further analysis and processing required. However, a few graphics, such as those on crime and unemployment rates, require more methodological work (and more assumptions) on our part—and are as a result also perhaps somewhat less precise than most of the tables and charts.

1. SECURITY INDICATORS

FIGURE 1.1
American Troops Deployed To Afghanistan¹



















































NOTE: As of April 2011 there were roughly 100,000 U.S. troops in Afghanistan. These figures include troops under ISAF and Operation Enduring Freedom. For a full order of battle, please see: <http://www.understandingwar.org/reference/afghanistan-order-battle>

FIGURE 1.2
Other Foreign Troops Deployed To Afghanistan²

Month	Number	Month	Number	Month	Number
February 2002	5,000	June	9,700	January 2009	31,880
March	5,000	August	15,000	February	31,520
April	5,000	September	18,000	March	32,140
May	4,500	October	20,000	April	32,175
June	5,000	November	21,000	June	32,280
September	4,700	December	21,000	July	34,550
April 2003	5,000	January 2007	21,460	October	36,230
September	5,000	March	21,750	December	38,370
April 2004	5,500	April	21,750	February 2010	38,710
June	6,000	May	24,000	March	38,890
August	6,500	July	24,250	April	40,139
September	8,000	September	26,043	June	41,070
October	10,000	October	30,177	July	41,315
November	9,400	December	26,703	August	41,389
December	8,500	February 2008	28,250	October	40,432
January 2005	9,000	April	28,000	November	40,930
February	8,000	June	29,350	December	41,730
June	8,000	September	29,810	February 2011	41,893
August	10,500	October	30,100	March	42,203
December	9,000	November	31,150		
May 2006	9,000	December	31,400		

FIGURE 1.3

Troops Committed to NATO's International Security Assistance Forces (ISAF) By Country³

	Albania	257		Greece	132		Portugal	114
	Armenia	40		Hungary	483		Romania	1726
	Australia	1550		Iceland	2		Singapore	48
	Austria	3		Ireland	7		Slovakia	296
	Azerbaijan	94		Italy	3815		Slovenia	79
	Belgium	528		Jordan	0		Spain	1499
	Bosnia & Herzegovina	45		Republic of Korea	426		Sweden	500
	Bulgaria	608		Latvia	136		The FYROM*	163
	Canada	2900		Lithuania	188		Tonga	55
	Croatia	299		Luxembourg	9		Turkey	1799
	Czech Republic	463		Malaysia	30		Ukraine	20
	Denmark	748		Mongolia	62		United Arab Emirates	35
	Estonia	158		Montenegro	36		United Kingdom	9500
	Finland	165		Netherlands	197		United States	90000
	France	3979		New Zealand	236			
	Georgia	924		Norway	413			
	Germany	4909		Poland	2527			
							Total	132,203

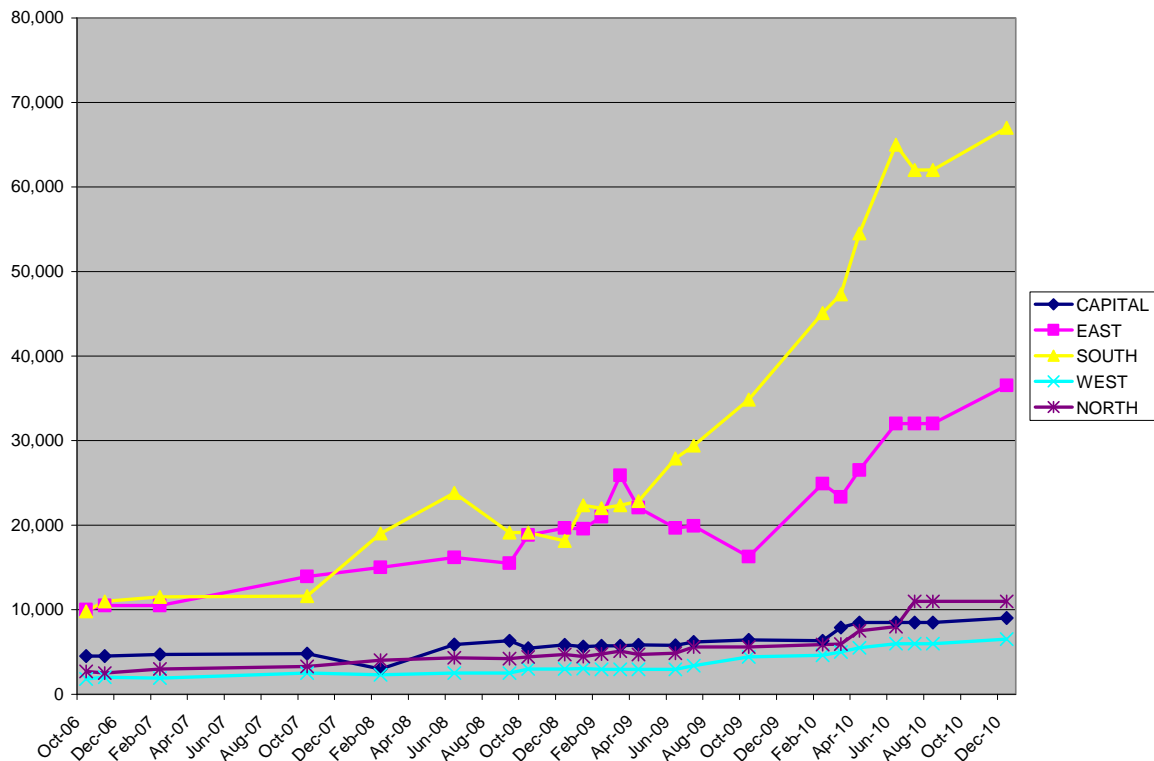
AS OF: March 4, 2011

1 Turkey recognizes the Republic of Macedonia with its constitutional name
 2 Snapshot figure that includes overlapping rotations.

NOTE: The total foreign troop presence also includes about 30,000 (mainly American) troops organized under Operation Enduring Freedom.

FIGURE 1.4

Total NATO-ISAF Manpower by Regional Command (RC), Since October 2006⁴



NOTE: Data points represent months for which a precise estimate is available. As the figures for a given month provide a snapshot assessment, they should be considered approximations. Figures do not reflect U.S. troops that are part of Operation Enduring Freedom.

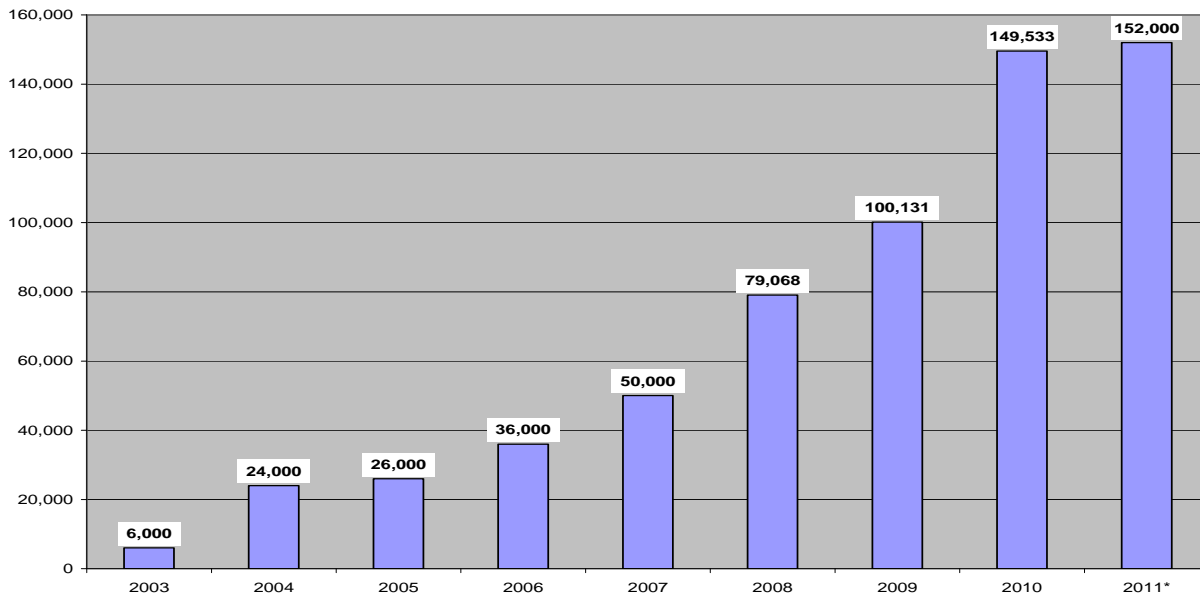
FIGURE 1.5Size of Afghan Security Forces on Duty⁵

Month	Ministry of Defense Forces	Ministry of Interior Forces	Total Afghan Security Forces
End 2003	6,000	0	6,000
End 2004	24,000	33,000	57,000
End 2005	26,000	40,000	66,000
End 2006	36,000	49,700	86,000
End 2007	50,000	75,000	125,000
April 2008	57,800	79,910	137,710
October 2008	68,000	79,910	147,910
March 2009	82,780	79,910	162,690
July 2009	91,900	81,020	172,920
November 2009	95,000	95,000	190,000
December 2009	100,131	94,958	195,089
March 2010	113,000	102,000	215,000
April/May 2010	119,388	104,459	223,847
August 2010	134,000	109,000	243,000
September 2010	138,164	120,504	258,668
October 2010	144,638	116,367*	261,005
December 2010	149,533	116,856	266,389
Jan/Feb 2011	152,000	118,800	270,800

*revised reporting

FIGURE 1.6Afghan Local Police Districts and Members⁶

Approved districts	63
Members	4,343

FIGURE 1.7Annual Growth of Afghan National Army (ANA), By Number of Troops, 2003-Present⁷

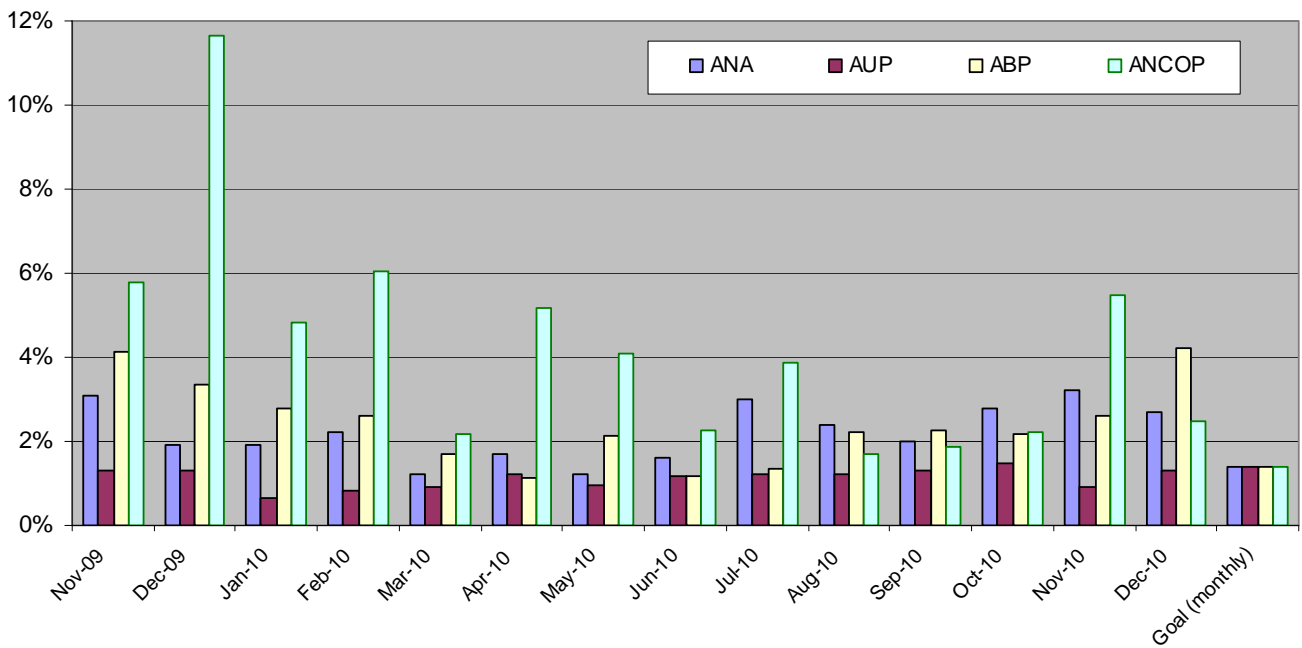
NOTE: Figures for 2003-2010 are as of year end. The goal for 2011 is to reach 171,000 ANA soldiers. *2011 is through the end of January.

FIGURE 1.8Afghan Army Units Partnered with NATO Units⁸

2007	2008	2009	2010
0%	0%	10%	70%

FIGURE 1.9

Attrition Rates among Selected Afghan National Security Forces⁹



NOTE: In a briefing by Lt. Gen. William Caldwell on August 23, 2010, annual attrition rates of 23% for the Afghan National Army (ANA) and 16% for the Afghan National Police (ANP) were announced. In the month prior to the briefing, annual attrition rates of 47% were reported among the civil order police, which now number 5,700 and is expected to grow to 18,500 by Oct. 31, 2011. As of September 2010, less than half of ANA units have been assessed.

FIGURE 1.10

Afghan National Army Basic Rifle Marksmanship Qualification¹⁰

November 2009	July 2010	November 2010 (Goal)
35%	97%	95%

FIGURE 1.11

Afghan National Security Force Recruits Literacy Rates and Training¹¹

Totally illiterate	Number in training	Number completed training
86%	57,500	95%

NOTE: As of March 2011. There were also 1,848 Afghan instructors for ANSF, the largest teacher employer in the nation.

FIGURE 1.12

Afghan National Army and Afghan National Police Ethnicity¹²

	Pashtun		Tajik		Hazara		Uzbek		Others	
	ANA	ANP	ANA	ANP	ANA	ANP	ANA	ANP	ANA	ANP
Officer	42%	41%	41%	47%	8%	4%	4%	3%	5%	3%
NCO	51%	31%	36%	56%	8%	6%	3%	4%	1%	4%
Soldier	43%	47%	29%	36%	12%	4%	9%	6%	7%	7%
Total Force	45%	43%	32%	42%	10%	5%	7%	5%	5%	6%
National Avg	44%		25%		10%		8%		13%	

NOTE: As of early 2011.

FIGURE 1.13

Assessment Levels of Afghan National Security Forces¹³

ANA

Army Kandaks	May-10	Jun-10	Aug-10	Sep-10
Independent	0	0	0	0
Effective w/advisors	27	24	29	32
Effective w/assistance	24	37	40	39
Dependent*	28	41	40	41
Ineffective	5	5	0	0
New	0	4	0	1
Unassessed	29	19	27	23

Commando Kandaks	May-10	Jun-10	Aug-10	Sep-10
Independent	0	0	0	0
Effective w/advisors	3	4	5	3
Effective w/assistance	2	2	2	1
Dependent*	2	2	1	4
Ineffective	0	0	0	1
Ineffective	0	0	0	0
Unassessed	0	0	0	0

ANP

ANCOP Kandaks	May-10	Jun-10	Aug-10	Sep-10
Independent	0	0	0	0
Effective w/advisors	0	0	3	5
Effective w/assistance	0	0	2	3
Dependent*	2	3	0	1
Ineffective	18	17	15	11

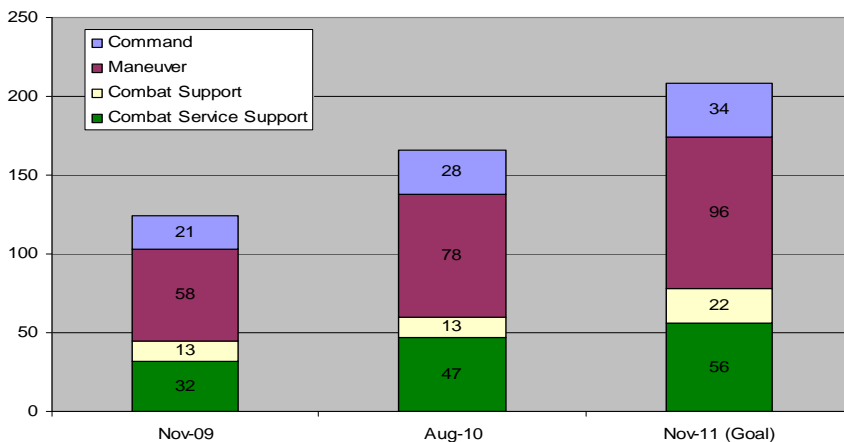
AUP Districts/Precincts	May-10	Jun-10	Aug-10	Sep-10
Independent	0	0	4	5
Effective w/advisors	35	41	39	41
Effective w/assistance	42	66	71	72
Dependent*	62	67	77	83
Ineffective	10	14	10	11
Unassessed	79	40	27	16

ABP Kandaks	May-10	Jun-10	Aug-10	Sep-10
Independent	0	0	0	0
Effective w/advisors	1	1	6	5
Effective w/assistance	6	6	4	2
Dependent*	3	4	6	9
Ineffective	0	2	0	0
Unassessed	24	21	18	18

NOTE: These assessments do not currently cover all units. As an example, less than half of all units in the ANA have been assessed. The “effective w/ assistance” category includes units with different levels of readiness. *Units that are totally dependent on coalition forces partnering for missions.

FIGURE 1.14

Afghan National Army Force Structure Growth¹⁴



NOTE: Units are battalion sized.

FIGURE 1.15

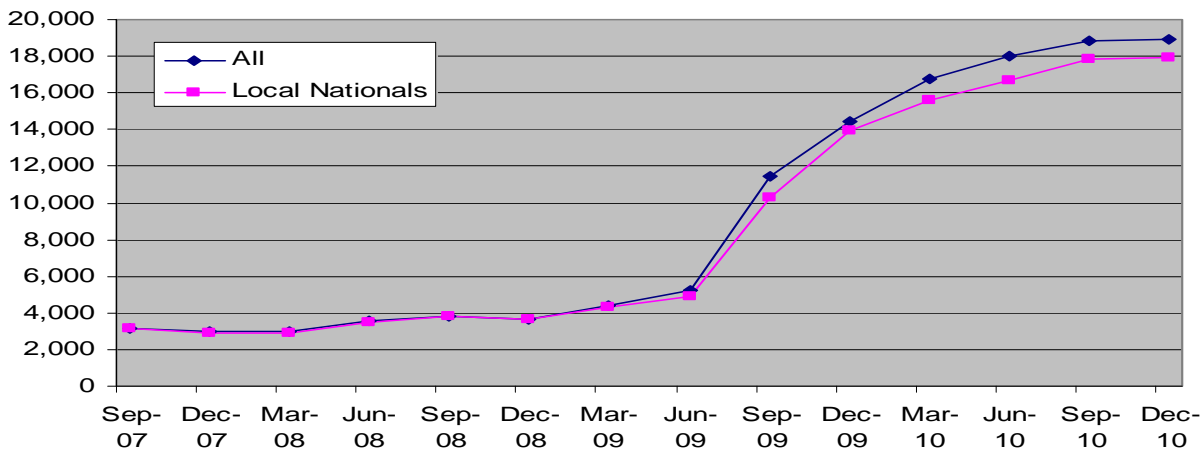
Number of Private Defense Department Contractors in Afghanistan, 2007 through 2010¹⁵

Year	Private Contractors
2007	38,000
2008	71,000
2009	107,000
2010	88,000

NOTE: Employed by U.S. companies, but not necessarily Americans. These figures only count those employed by the U.S. Department of Defense. All figures are year end.

FIGURE 1.16

Number of Private Security Contractors in Afghanistan, 2007 through 2010¹⁶



NOTE: These figures cover just those involved in security assistance whether armed or unarmed.

FIGURE 1.17

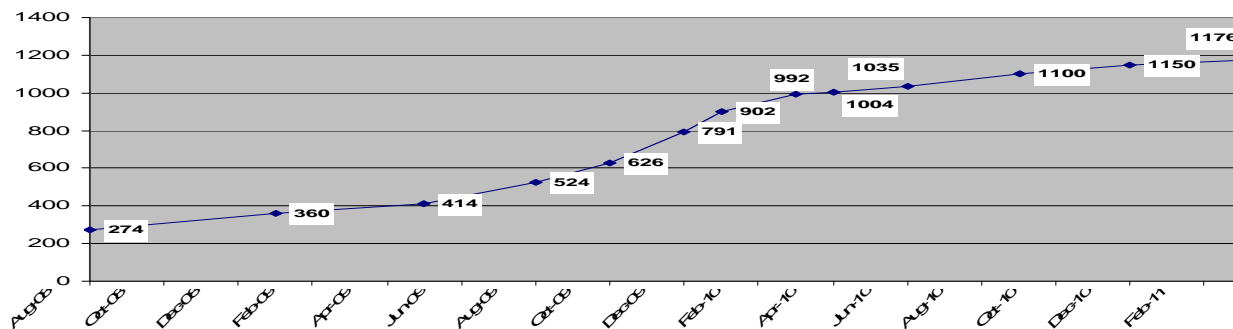
Private Contractors Training the Afghan Army¹⁷

Month	Contractors
March 2010	2,000

NOTE: When contractors training the Afghan Defense and Interior ministries are counted, the total number is 2,765.

FIGURE 1.18

U.S. Government Civilians in Afghanistan, August 2008-Current¹⁸

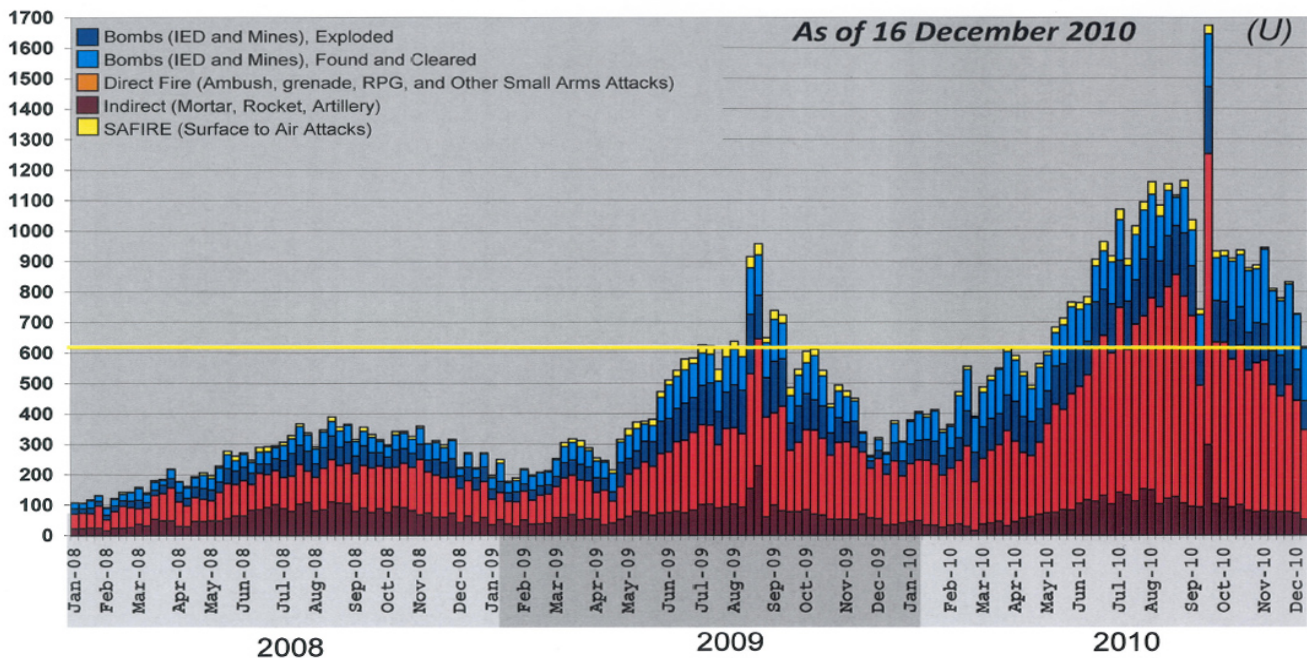


Number of U.S. Civilian Field Personnel by Region as of May 2010

North	East	South	West
22	195	124	26

FIGURE 1.19

Number of Insurgent Attacks and Type by Week, January 2008-Current¹⁹



NOTE: For a graph of 2004 through early 2010 please see versions of the Afghanistan Index prior to November 2010.

FIGURE 1.20

Security Forces in and Around Kandahar, May 2010 and July 2010 Projected²⁰

Security Force	Current (May 2010)	Projected (July 2010)
ISAF	6,900	11,850
ANSF	5,300	8,500
Force Total	12,200	20,350

FIGURE 1.21

U.S. Special Operations against Taliban, Summer 2010²¹

Insurgent leaders killed or captured	235
Rank-and-file insurgents killed	1,066
Rank-and-file insurgents captured	1,673

NOTE: Operations conducted in a 90-day period ending early September 2010. In a previous period ending mid-August, 11,587 Afghan civilians received medical humanitarian (unrelated to operations) treatment during similar operations. Nearly 4,000 missions were conducted between May and August 2010, the highest tempo of the war.

FIGURE 1.22

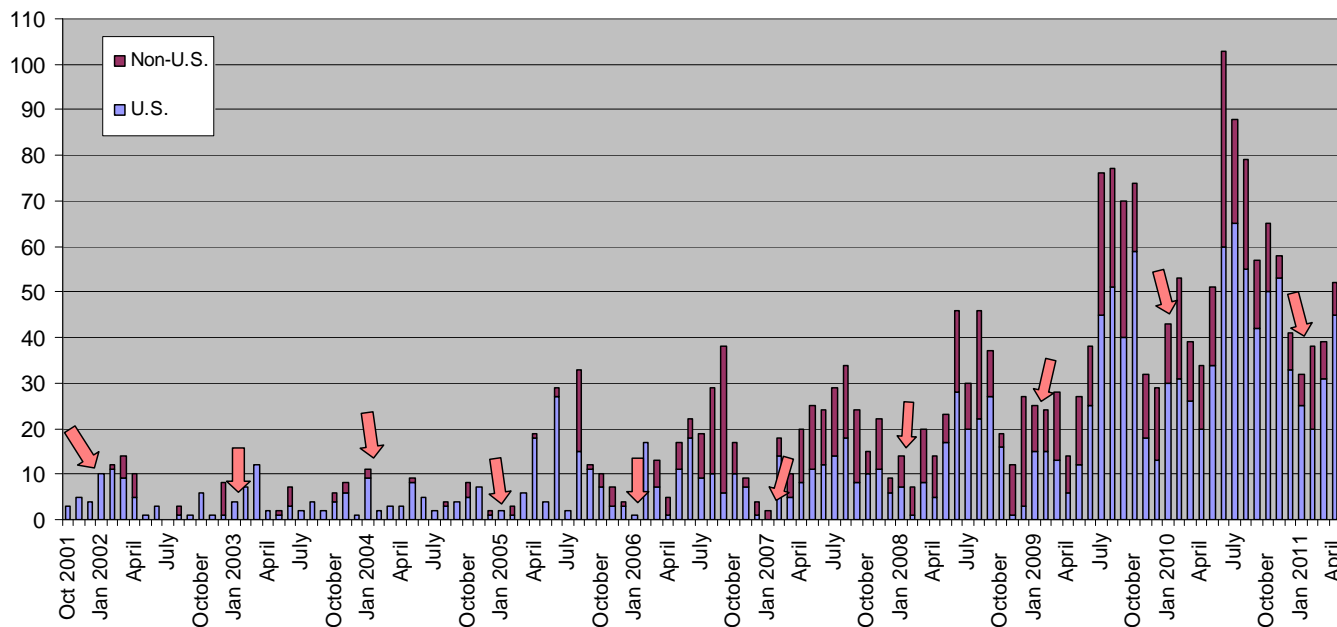
Estimated Number of Assassinations in and Around Kandahar, 2009-2011²²

Year	Number of Incidents
2009	>1 per month
2010	>5 per month
2011	>10 per month

NOTE: In the first four months of 2008, 2009 and 2010 there were 6, 15 and 27 assassinations respectively.

FIGURE 1.23

U.S. and Coalition Troop Fatalities since October 7, 2001²³



NOTE: Due to data reporting, this graph and the breakdowns below include some fatalities from outside Afghanistan, mainly in the Philippines, Pakistan, and other countries associated with Operation Enduring Freedom. In most months, there are no fatalities in locations outside Afghanistan. As of December 10, 2010 there have been at least 1,333 U.S. fatalities attributed directly to fighting in Afghanistan.

Total from October 7, 2001 through April 30, 2011:

	ALL FATALITIES	HOSTILE	NON-HOSTILE
U.S.	1,562	1,236	326
Non-U.S.	871	732	139
TOTAL	2,433	1,968	465

Indicates the start of a new calendar year

FIGURE 1.24

Cause of Death for U.S. Troops, By Year²⁴

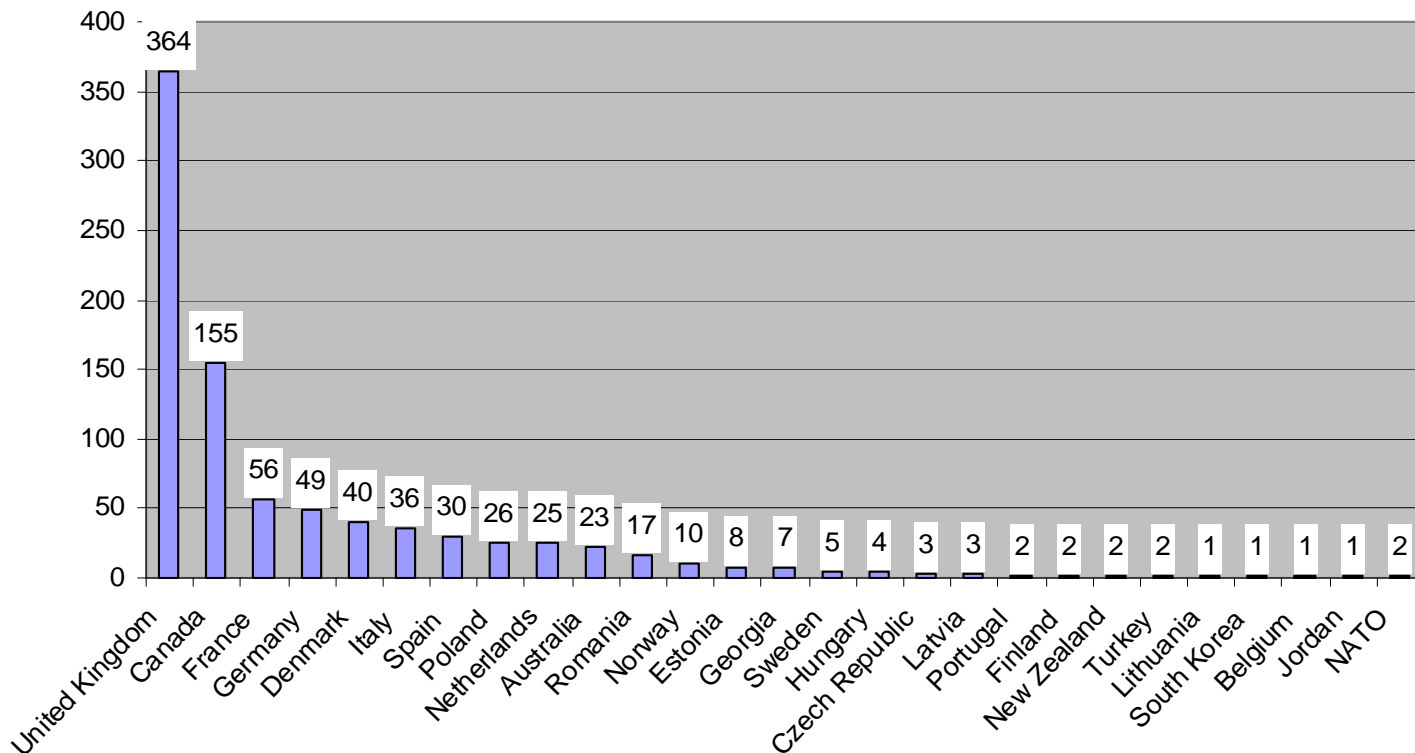
Year	Improvised Explosive Device	Suicide Bombs	Mortars/RPG's/Rockets	Landmine	Helicopter Losses*	Aircraft Losses*	Other Hostile Fire	Non-Hostile Causes*	Total
2001	0 (0%)	0 (0%)	0 (0%)	0 (0%)	2 (16.7%)	0 (0%)	4 (33.3%)	6 (50.0%)	12
2002	5 (10.2%)	0 (0%)	1 (2.0%)	1 (2.0%)	4 (8.2%)	18 (36.7%)	12 (24.5%)	8 (16.3%)	49
2003	1 (2.1%)	0 (0%)	0 (0%)	0 (0%)	19 (39.6%)	0 (0%)	12 (25.0%)	16 (33.3%)	48
2004	12 (23.1%)	0 (0%)	1 (1.9%)	1 (1.9%)	2 (3.8%)	3 (5.8%)	10 (19.2%)	23 (44.2%)	52
2005	18 (18.2%)	0 (0%)	2 (2.0%)	5 (5.1%)	36 (36.4%)	1 (1.0%)	20 (20.2%)	17 (17.2%)	99
2006	27 (27.6%)	3 (3.1%)	1 (1.0%)	1 (1.0%)	21 (21.4%)	0 (0%)	33 (33.7%)	12 (12.2%)	98
2007	33 (28.2%)	1 (0.9%)	9 (7.7%)	1 (0.9%)	13 (11.1%)	0 (0%)	35 (29.9%)	25 (21.4%)	117
2008	84 (54.2%)	4 (2.6%)	7 (4.5%)	2 (1.3%)	2 (1.3%)	0 (0%)	36 (23.2%)	20 (12.9%)	155
2009	142 (45.5%)	8 (2.6%)	21 (6.7%)	0 (0%)	13 (4.2%)	2 (0.6%)	91 (29.1%)	35 (11.2%)	312*
2010	257 (51.5%)	8 (1.6%)	16 (3.2%)	0 (0%)	20 (4.0%)	0 (0%)	164 (32.9%)	34 (6.8%)	499
2011	50 (41.7%)	5 (4.2%)	3 (2.5%)	0 (0%)	1 (.8%)	0 (0%)	45 (37.5%)	16 (13.3%)	120
Total	629 (40.3%)	29 (1.9%)	61 (3.9%)	11 (0.7%)	133 (8.5 %)	24 (1.5%)	462 (29.6%)	212 (13.6%)	1561

Through March 27, 2011

*Helicopter and aircraft losses include deaths caused by both non-hostile accidents and those downed by hostile fire. The "Non-Hostile Causes" data then does not include non-hostile helicopter or aircraft losses. 2009 numbers do not include U.S. intelligence officials killed in a suicide bombing in December. For detailed demographic information including gender, race and military component, please see Operation Enduring Freedom Military Deaths at: <http://siadapp.dmdc.osd.mil/personnel/CASUALTY/oefdeaths.pdf>

FIGURE 1.25

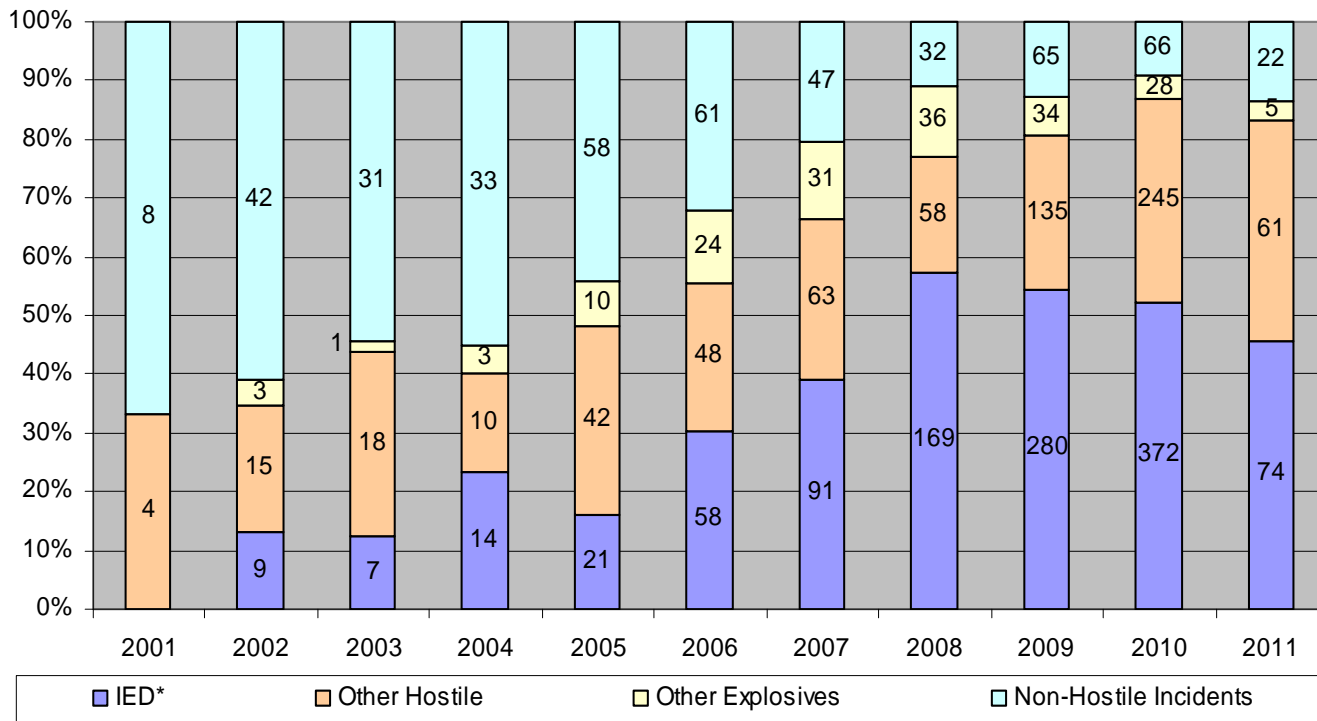
Non-U.S. Coalition Troop Fatalities by Country since October 2001²⁵



Total through April 30, 2011: 871

FIGURE 1.26

Proportion of Annual U.S. and Coalition Fatalities by Various Causes²⁶



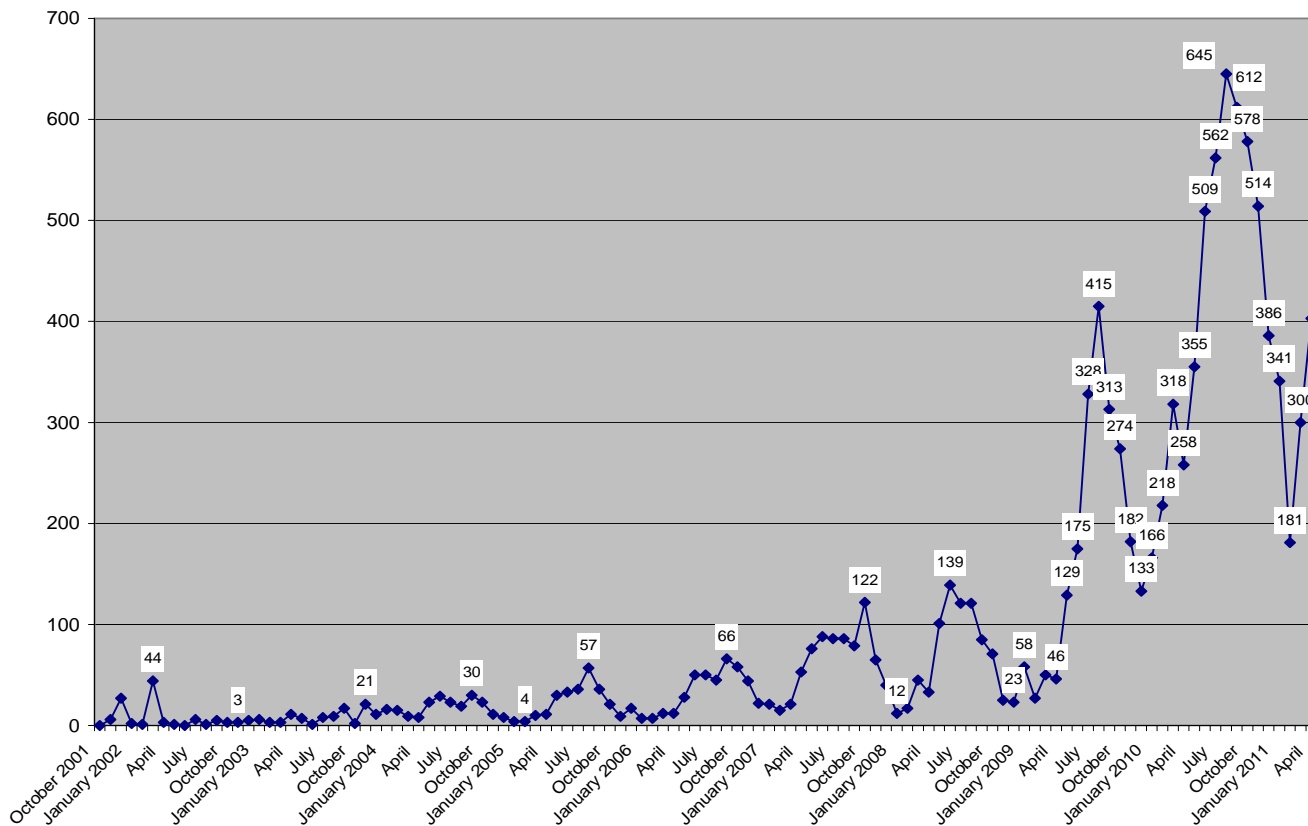
*Improvised Explosive Device

Figures Updated Thru: April 30, 2011

NOTE: Figures depicted on the graph illustrate the raw number of such fatalities in a given year. Percentages are calculated based on overall totals for each respective year. "Other Explosives" includes hostile attacks carried out with rockets, grenades and/or mortars. Fatalities from downed aircraft and helicopters are classified under either "Other Hostile" or "Non-Hostile Incidents" depending on whether they were shot down or crashed due to mechanical failure.

FIGURE 1.27

U.S. Troops Wounded In Action since October 30, 2001²⁷

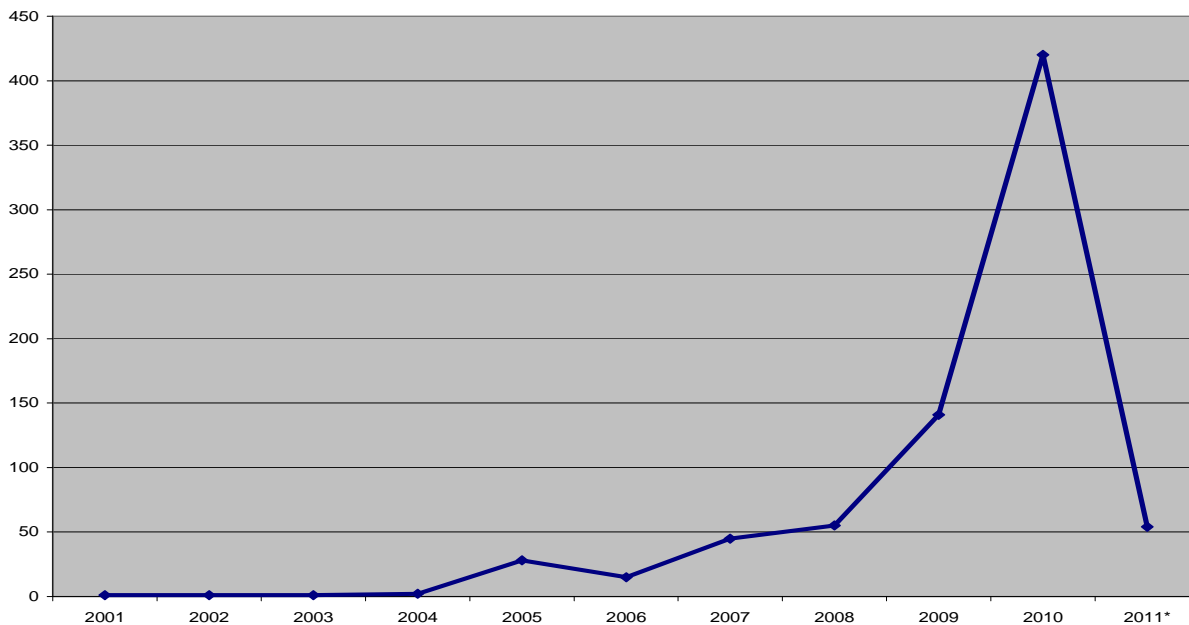


Total from October 7, 2001 through April 30, 2011: 11,110

The daily Department of Defense casualty reports that we use for our monthly estimates on U.S troops wounded does not make it entirely clear when in a 24-hour period casualties were incurred. Since the reports are published at 10AM daily, there is possibility that our numbers for January 2005 and onwards are slightly off due to uncertainties about whether casualties occurred on the first or the last of each month.

FIGURE 1.28

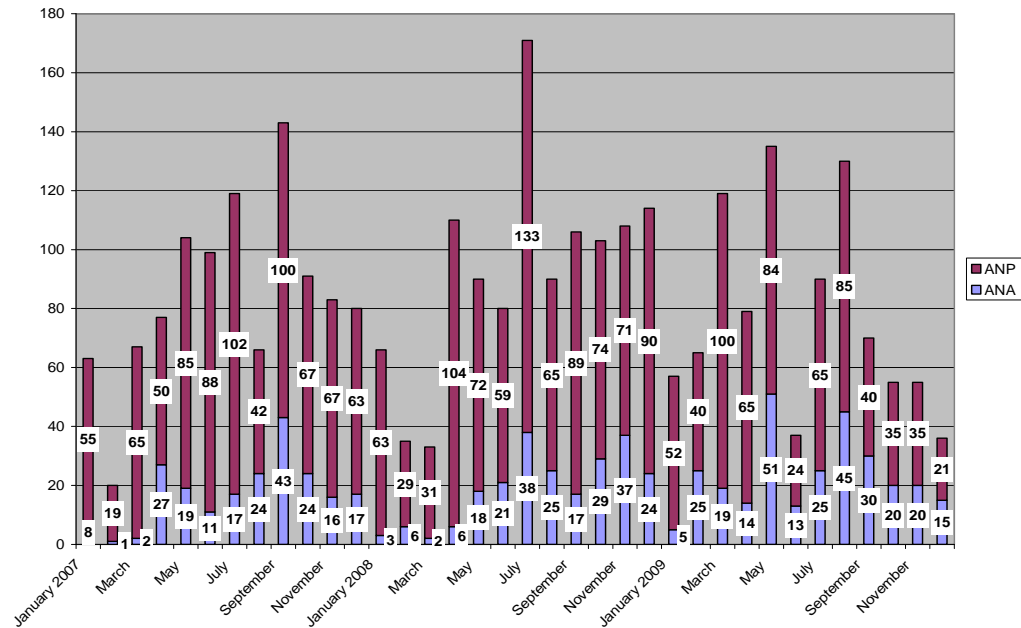
Private Contractor Deaths in Afghanistan, 2001 through 2010²⁸



NOTE: Numbers correspond to insurance claims received by the U.S. Labor Department. There have been a total of 763 claims since September 1, 2001 (the beginning of the reporting period). Numbers correspond to new claims during the period, the deaths may have occurred in a prior period. *2011 figures through March 31.

FIGURE 1.29

Afghan National Army (ANA) and Afghan National Police (ANP) Personnel Fatalities, January 2007-2010²⁹



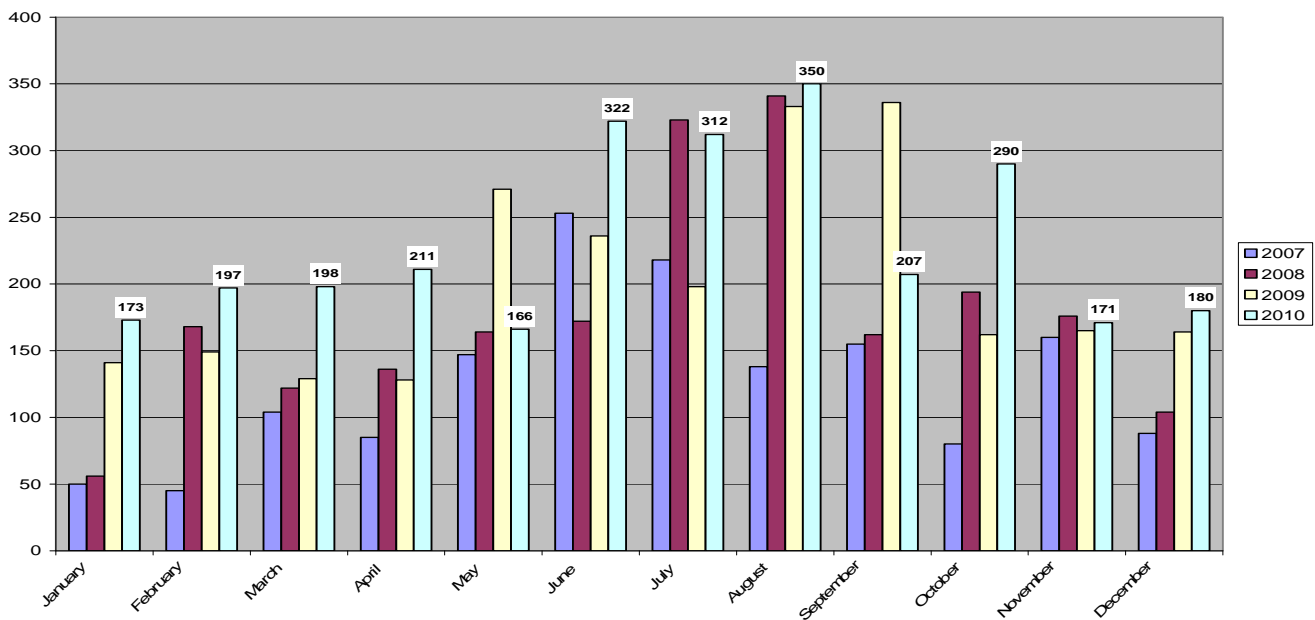
ANNUAL TOTALS

	2007	2008	2009	2010*
ANA	209	226	282	309
ANP	803	880	646	491

NOTE: Figures from 2007 through mid-2009 provided by NATO-ISAF and differ from those published in a January 2009 report released by the U.S. Department of Defense. This report estimated 332 ANA fatalities and 692 ANP fatalities for 2007, with 2008 figures shown only through October 2008. Graphical numbers for the second half of 2009 are estimated based on information from several sources. *2010 numbers are through August.

FIGURE 1.30

Estimated Monthly Violent Civilian Deaths in Afghanistan, 2007-2010³⁰



NOTE: Estimates of civilian fatalities in Afghanistan vary widely.

FIGURE 1.31

Estimated Yearly Civilian Fatalities as Result of Fighting Between Pro-Government Forces and Armed Opposition Groups (AOG), 2006-2010³¹

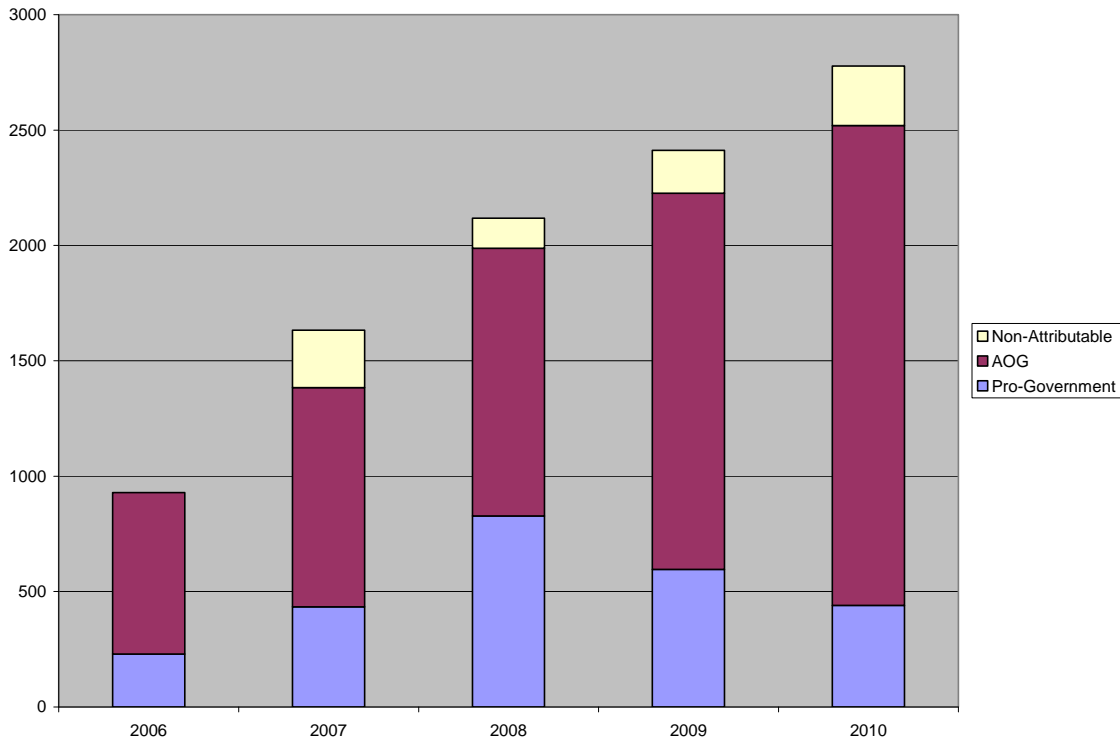


FIGURE 1.32

Estimated Percentage of Afghan Civilian Fatalities by Group Which Caused, 2006-2010³²

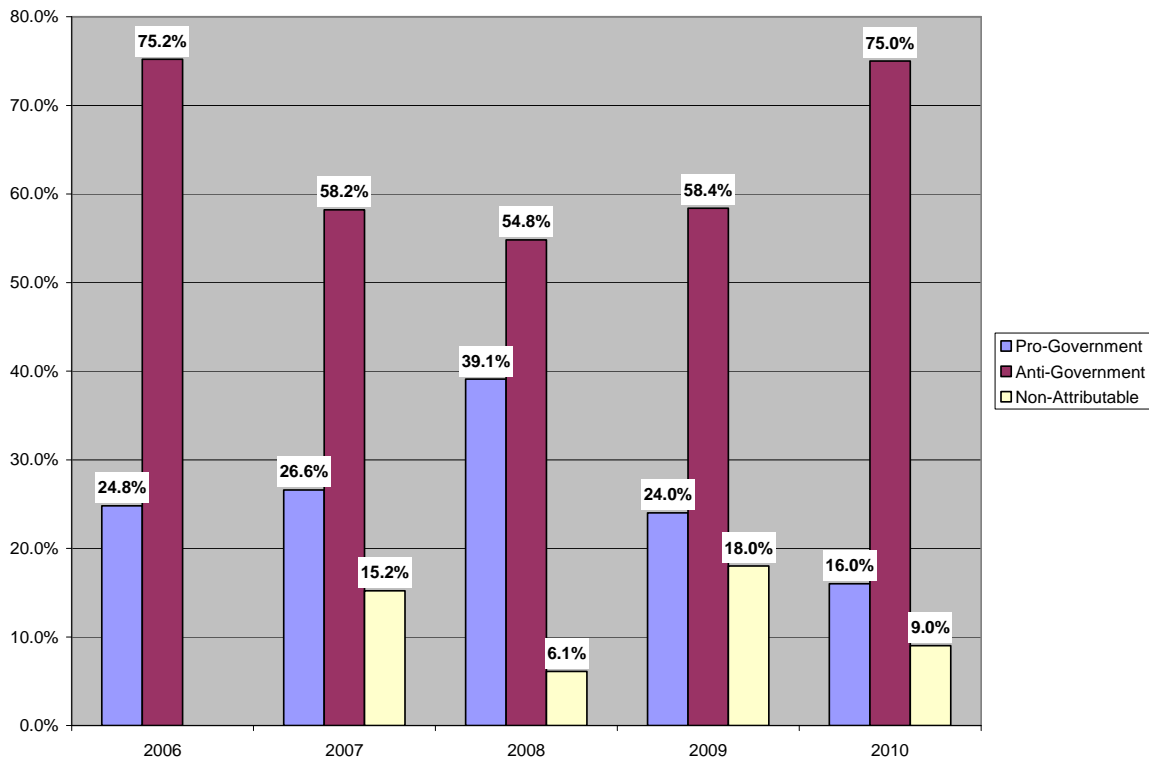


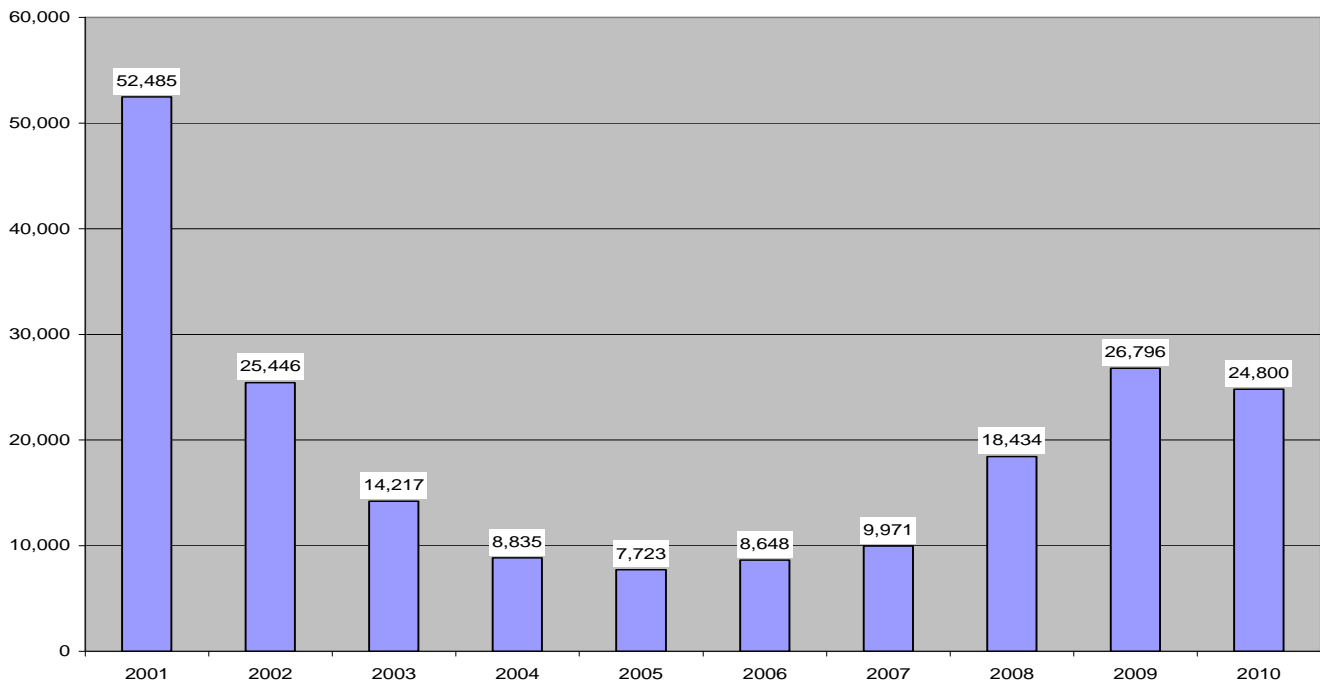
FIGURE 1.33Journalists Killed in Afghanistan Since 1992³³

Year	Killed	Year	Killed
1992	0	2002	0
1993	0	2003	0
1994	1	2004	0
1995	0	2005	0
1996	0	2006	3
1997	0	2007*	2
1998	1	2008	2
1999	0	2009	2
2000	0	2010	2
2001	9		

NOTE: 22 journalists have been killed in Afghanistan "motive confirmed" since the Committee to Protect Journalists began tracking. For comparable information on Pakistan, see the [Pakistan Index](#). *One media worker was also killed in 2007, not included in the number above.

FIGURE 1.34Estimated Number of Internally Displaced Persons in Afghanistan (IDPs)³⁴

May 2008	150,000
October 2009	275,945
March 2010	329,000
December 2010	352,000

FIGURE 1.35Number of Afghan Asylum Applications, 2001 through 2010³⁵

NOTE: In each year, several countries reported a range of 1-4 individual rather than an actual number. These countries were not included in the totals above, but are insignificant as far as trends go.

FIGURE 1.36

Comparison of Security and Overall Assessments of Key Districts³⁶

Security Assessment Categories	December 2009	March 2010	July 2010	September 2010
Secure environment	5	6	6	6
Occasional threats	29	36	39	39
Frequent threats	22	29	29	36
Dangerous environment	26	34	38	34
Unsecured environment	10	9	6	8
Not assessed	29	7	6	1

Overall Assessment Categories	December 2009	March 2010
Population supports government	0	0
Population sympathetic to government	19	29
Population neutral	41	44
Population sympathetic to insurgents	26	40
Population supports insurgents	7	8
Not assessed	28	0

NOTE: In December 2009 and March 2010 there were 80 Key Districts and 41 Areas of Interest Districts. As of end July 2010, there were 124 key districts. Districts added after the original Operation OMID base order were Marjah, Dand and Taghab.

FIGURE 1.37

Number of U.S. Forward Operating Bases (FOBs) in Afghanistan³⁷

January 2010	>180
--------------	------

FIGURE 1.38

Estimated Number of Total Insurgents in Afghanistan³⁸

Year	Number
2004	1,700-3,200
2010	~30,000

NOTE: As of summer 2010, the estimated number of Al Qaeda leaders and fighters in Afghanistan was 50-100, with ~300 in Pakistan.

FIGURE 1.39

Percentage of Close Air Support Sorties with Weapons Releases³⁹

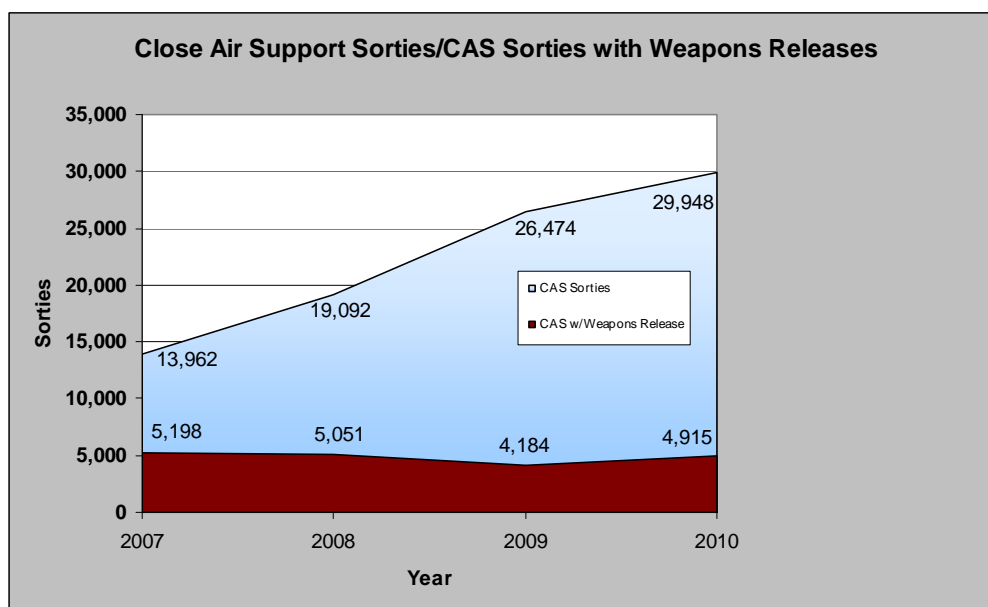


FIGURE 1.40

Air Force Intelligence, Surveillance, and Reconnaissance Missions in Afghanistan during 2009-2010⁴⁰

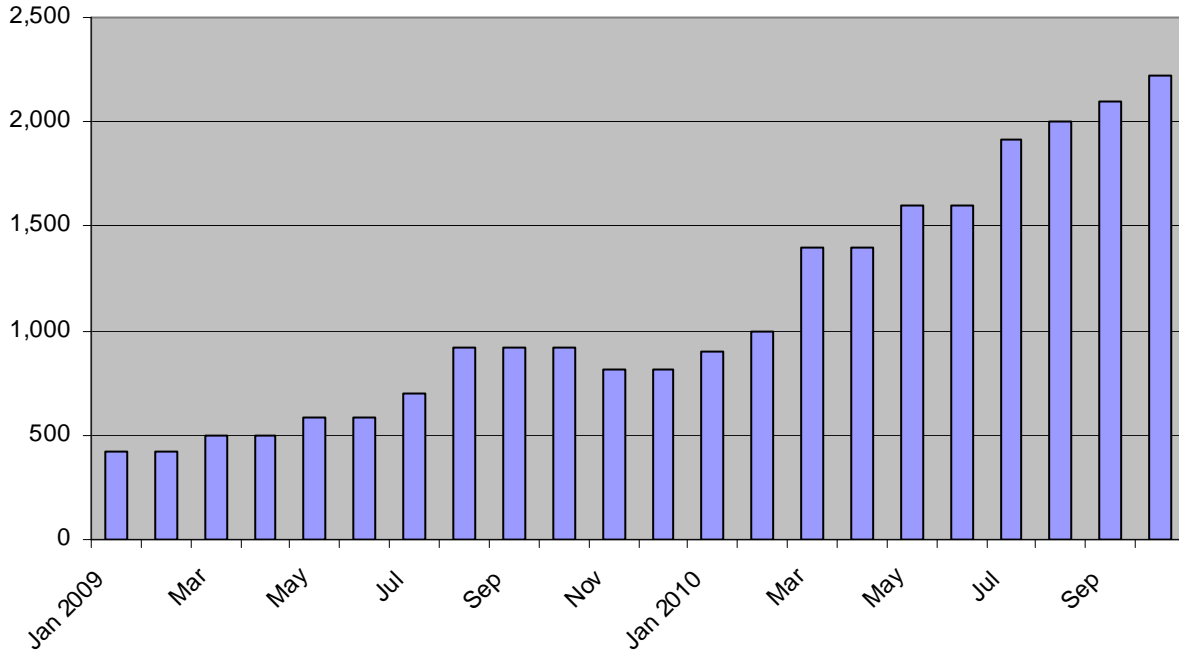


FIGURE 1.41

Suicide Bombings in Afghanistan, 2007 & 2009⁴¹

	No. of Attacks	Killed
2007	129	480
2009	~180	275

FIGURE 1.42

Number of Mine Resistant Ambush Protected (MRAP) Vehicles in Afghanistan⁴²

July 2009	< 3,000
July 2010	~ 9,400

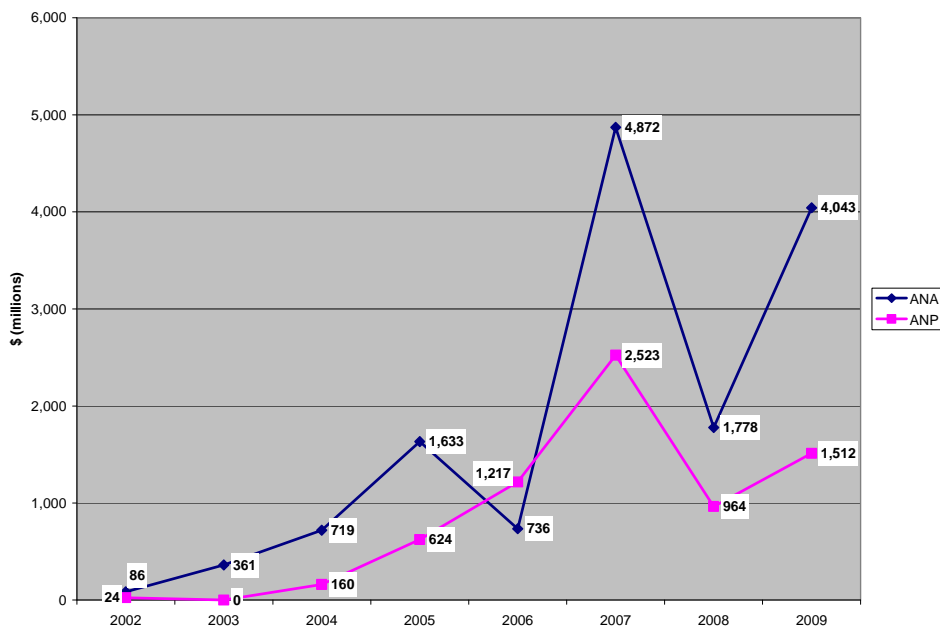
FIGURE 1.43

Number of Up Armored HMMWV's Issued to Afghan Army and Police

UAH's to ANA	1,658
UAH's to ANP	1,073

FIGURE 1.44

U.S. Departments of Defense and State Support to Train and Equip the Afghan Army and Police, Fiscal Years 2002-2009 (Dollars In Millions)⁴³

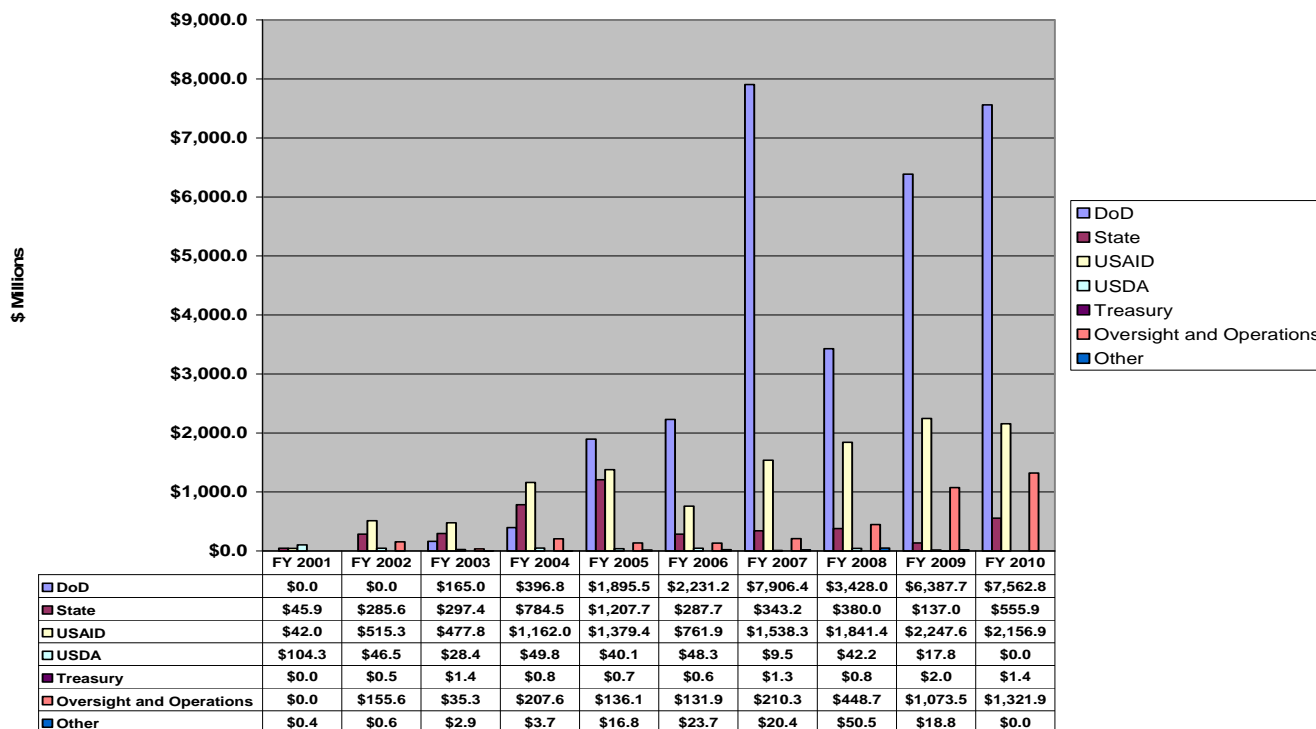


NOTE: FY 2008 figures reflect requested funds. Annual totals rounded to the nearest million.

TOTAL AID (FY 2002-2009): ANA \$14,228,000,000; ANP: \$7,024,000,000

FIGURE 1.45

Appropriated U.S. Funding For Afghanistan Government and Development by Agency, FY 2001-FY 2010⁴⁴



NOTE: Numbers affected by rounding. As of December 31, 2009 approximately \$51.01 billion had been appropriated since FY 2002.

FIGURE 1.46

Indicators for Measuring Progress in Afghanistan, Developed by David Kilcullen⁴⁵

Population-related	Host Nation	Security Force	Enemy
<ul style="list-style-type: none"> • Voluntary reporting • IEDs reported versus IEDs found • Price of exotic vegetables • Transportation prices • Progress of NGO construction projects • Influence of Taliban versus government courts • Participation rate in programs • Taxation collection • Afghan-on-Afghan violence • Rate of new business formation and loan repayment • Urban construction new-start rate • Percentage of local people with secure title to their house and land 	<ul style="list-style-type: none"> • Assassination and kidnapping rate • Civilian accessibility • Where local officials sleep • Officials' business interests • Percentage of officials purchasing their positions • Budget executions • Capital Flight • Rate of anti-insurgent <i>lashkar</i> formation • Public safety function 	<ul style="list-style-type: none"> • Kill ratio • Win/loss ratio • Kill versus wound/capture ratio • Detainee guilt ratio • Recruitment versus desertion rates • Proportion of ghost employees • Location at start of firefight • EOF incidents and CIVCAS • Duration of operations • Small-unit operations • Combined action operations • Dismounted operations • Driving technique • Reliance on air and artillery support • Pattern-setting and telegraphing moves to the enemy • Possession of high ground at dawn 	<ul style="list-style-type: none"> • High-technology inserts • Insurgent medical health • Presence of specialist teams and foreign advisors • Insurgent village-of-origin • First-to-fire ratio • Price of black-market weapons and ammunition • Insurgent kill/capture versus surrender ratio • Mid-level insurgent casualties

2. GOVERNANCE & RULE OF LAW INDICATORS

FIGURE 2.1

Afghanistan Population and Demographic Information⁴⁶

	TOTAL	MALE	FEMALE
POPULATION (millions)	32.7	16.8 (51%)	15.9 (49%)
ETHNICITY			
Pashtun	13.7 (42%)		
Tajik	8.8 (27%)		
Hazara	2.9 (9%)		
Uzbek	2.9 (9%)		
Aimak	1.3 (4%)		
Turkmen	1.0 (3%)		
Baloch	0.7 (2%)		
Other	1.3 (4%)		

FIGURE 2.2

Size, Gender, And Ethnic Makeup of Afghanistan's Main Legislative Bodies⁴⁷

Wolesi Jirga (House of the People)

Ethnicity	2005	2010
Pashtun	114	98
Tajik	64	70
Hazara	35	50
Uzbek	19	17
Aimaq	2	4
Turkman	4	3
Arab	3	2
Pashayee	4	2
Nuristani	2	2
Baloch	2	1

NOTE: The **Wolesi Jirga** consists of directly elected provincial representatives. The number of representatives each of Afghanistan's 34 provinces receives is calculated according to population. The Wolesi Jirga constitutes the first step in passing legislation, with all bills passing with two-thirds majority being forwarded to the Meshrano Jirga (House of Elders) and then the President. The Wolesi Jirga also has final say on the appointment of government ministers and other high-ranking officials.

Meshrano Jirga (House of Elders)

	TOTAL SEATS	MEN	WOMEN
GENDER	102	76 (75%)	26 (25%)
ETHNICITY			
Pashtun	36 (35%)		
Tajik	32 (31%)		
Hazara	16 (16%)		
Uzbek/Turkmen	8 (8%)		
Baluchi	3 (3%)		
Nuristani	3 (3%)		
Others	4 (3%)		

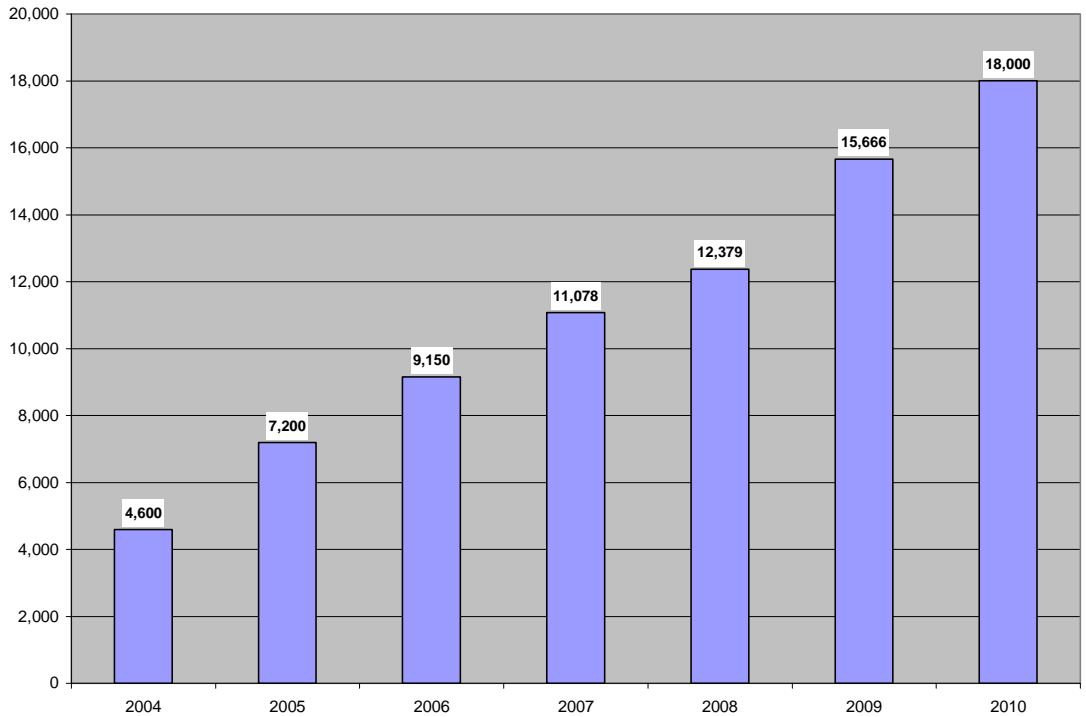
NOTE: Two-thirds of the **Meshrano Jirga** is indirectly elected by the Provincial and District Councils while the remaining third is appointed directly by the President.

Provincial Councils (34 total, one for each Province)

	TOTAL SEATS	MEN	WOMEN
GENDER	420	296 (70%)	124 (30%)

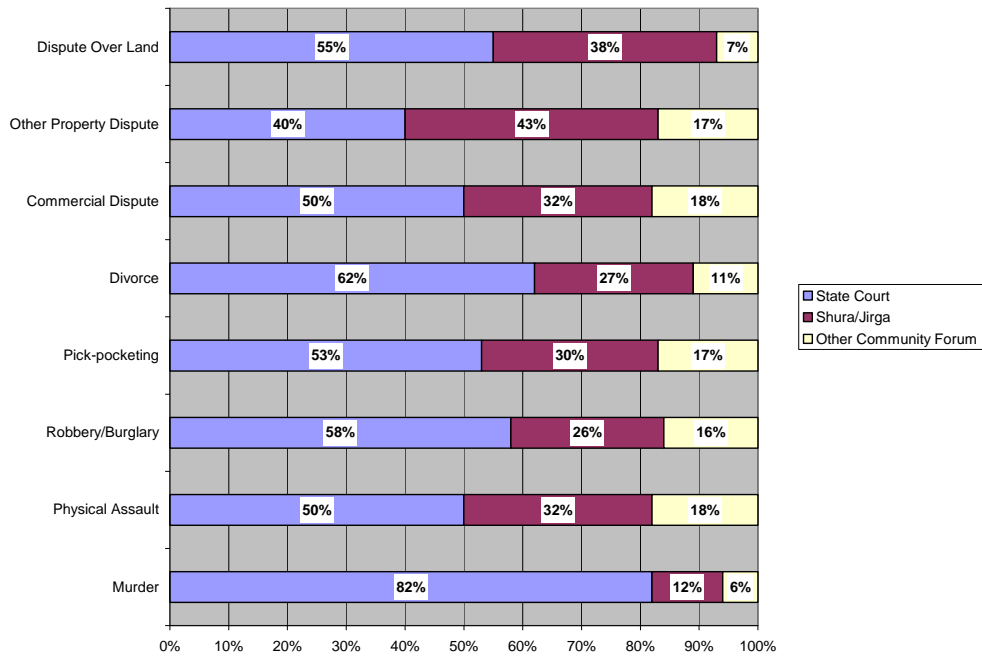
NOTE: Provincial Councils consist of between 9 and 29 directly elected representatives, based on the population of the Province.

FIGURE 2.3
Prison Population in Afghanistan, 2004-2010⁴⁸



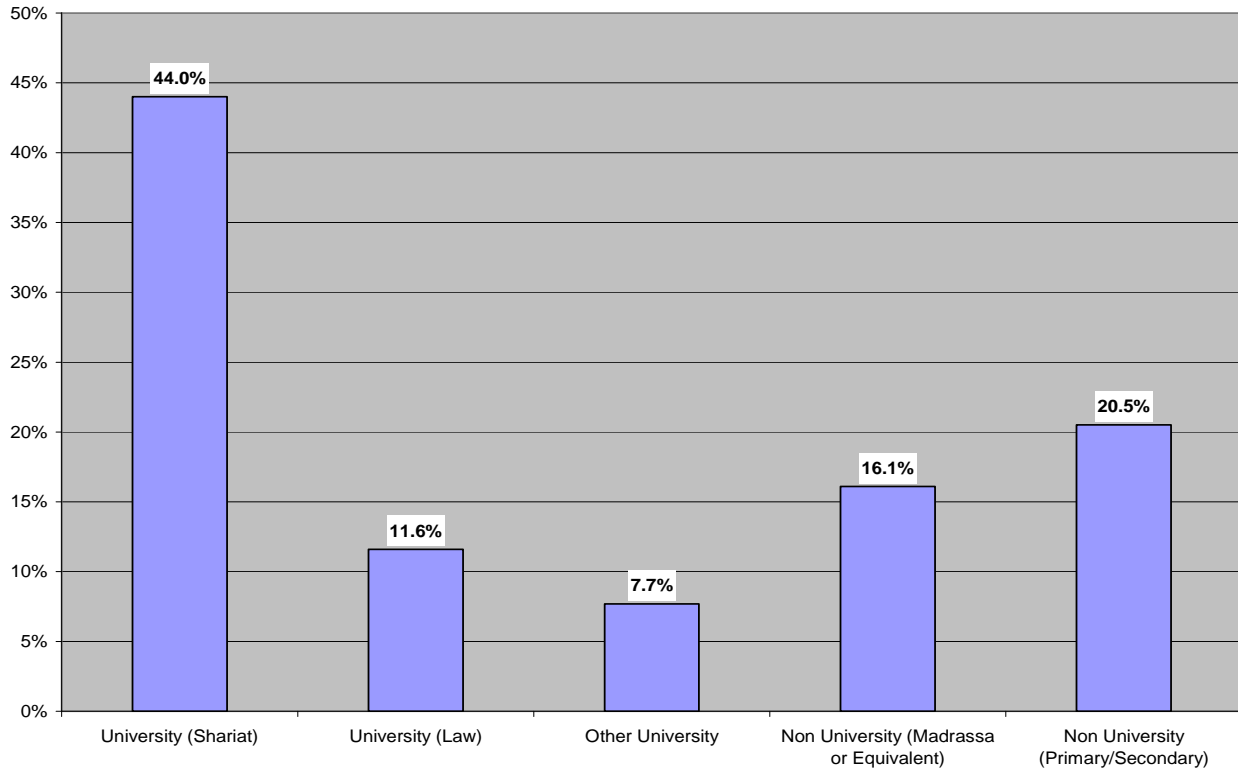
NOTE: Numbers are through September in all years except for 2009 where numbers are through December. 2010 is as of May. In addition to the detainees in Afghan custody noted above, there were 1,000 detainees under U.S. custody as of May 2010.

FIGURE 2.4
Where Afghans Choose To Take Different Types of Legal Cases⁴⁹



NOTE: Results based on survey of approximately 6,200 Afghans polled in February 2007. Answers refer to a hypothetical situation and not actual events.

FIGURE 2.5
Highest Level Degree Acquired By Judges Responding To a Random Survey⁵⁰



NOTE: Results based on a May 2006 random survey of 157 judges, of whom 17 work with the Supreme Court, 48 on Provincial Appeals Courts and 92 on Urban or District Primary Courts. "Shariat" refers to a degree received from an Islamic Law faculty. "Madrassas" are schools below the university level whose curriculum focuses mostly on traditional Islamic scholarship.

FIGURE 2.6
Access to Legal Resources for Judges Responding To a Random Survey⁵¹

ACCESS	YES	NO
Statutes or other governmental regulations	63.7%	36.3%
Textbooks on the law	45.2%	54.8%
Written decisions of the Supreme Court	17.2%	82.8%
Professional support from an experienced mentor	19.1%	80.9%

NOTE: Results based on a May 2006 random survey of 157 judges, of whom 17 work with the Supreme Court, 48 on Provincial Appeals Courts and 92 on Urban or District Primary Courts

FIGURE 2.7
Judges in Kandahar Province ⁵²

Year	Judges
2008	5
2009	7
2010	8

NOTE: These numbers are estimates based on ISAF data as of May 2010. Estimated total need is at least 50 judges.

FIGURE 2.8

Annual Poppy Cultivation in Afghanistan (Hectares) and Percentage of Global Cultivation, 1990-2010⁵³

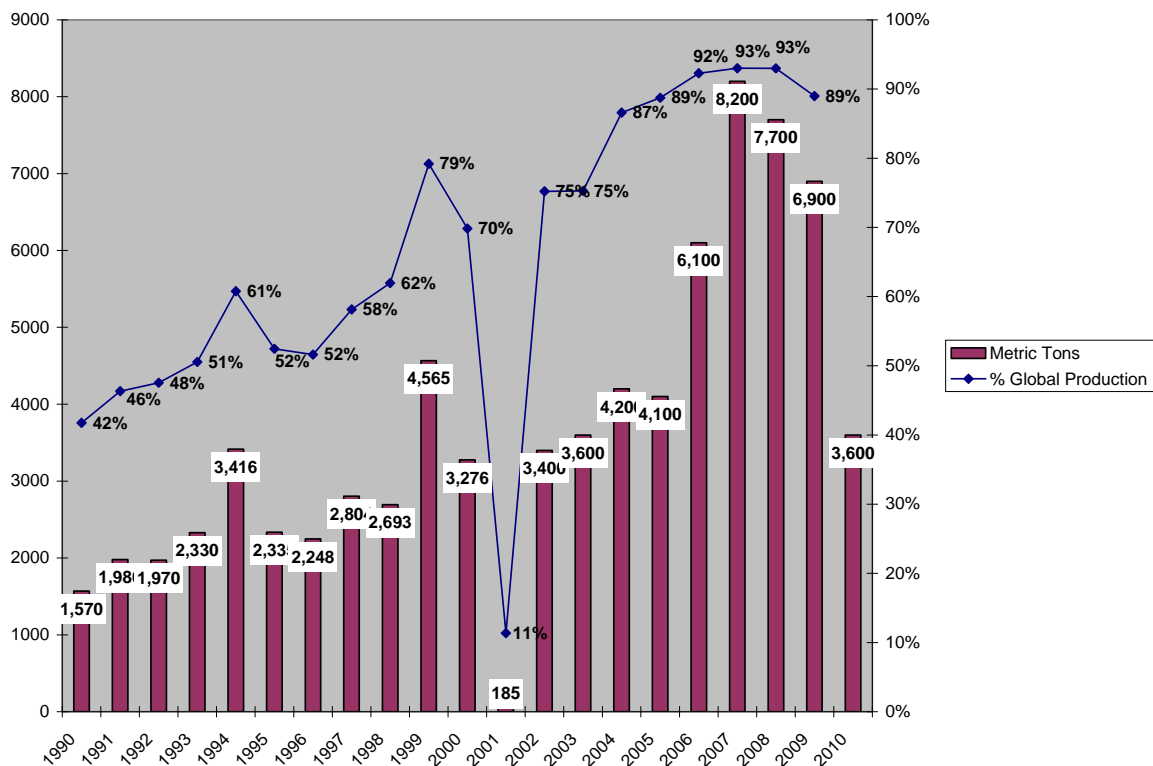


FIGURE 2.9

Annual Opium Production in Afghanistan (Metric Tons) and Percentage of Global Production, 1990-2010⁵⁴

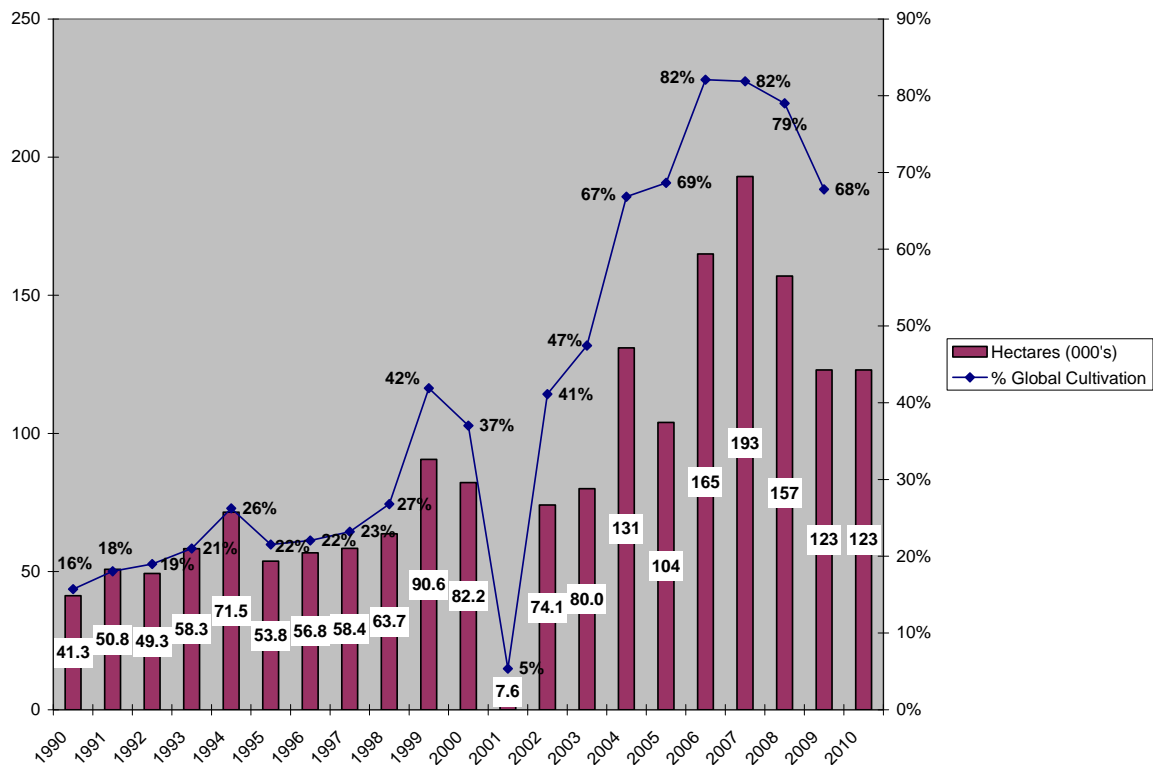


FIGURE 2.10

Opium Poppy Cultivation Levels in Afghanistan (With Top-Producing Provinces), 2004-2010 (Hectares)⁵⁵

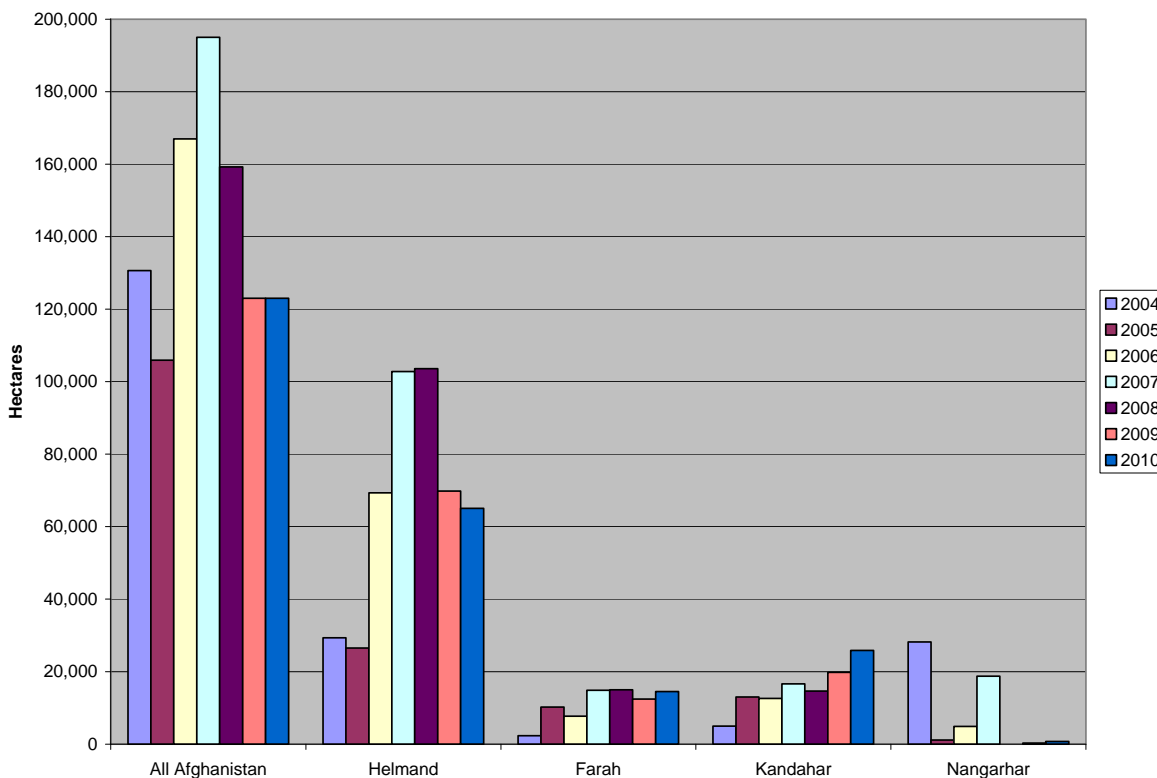
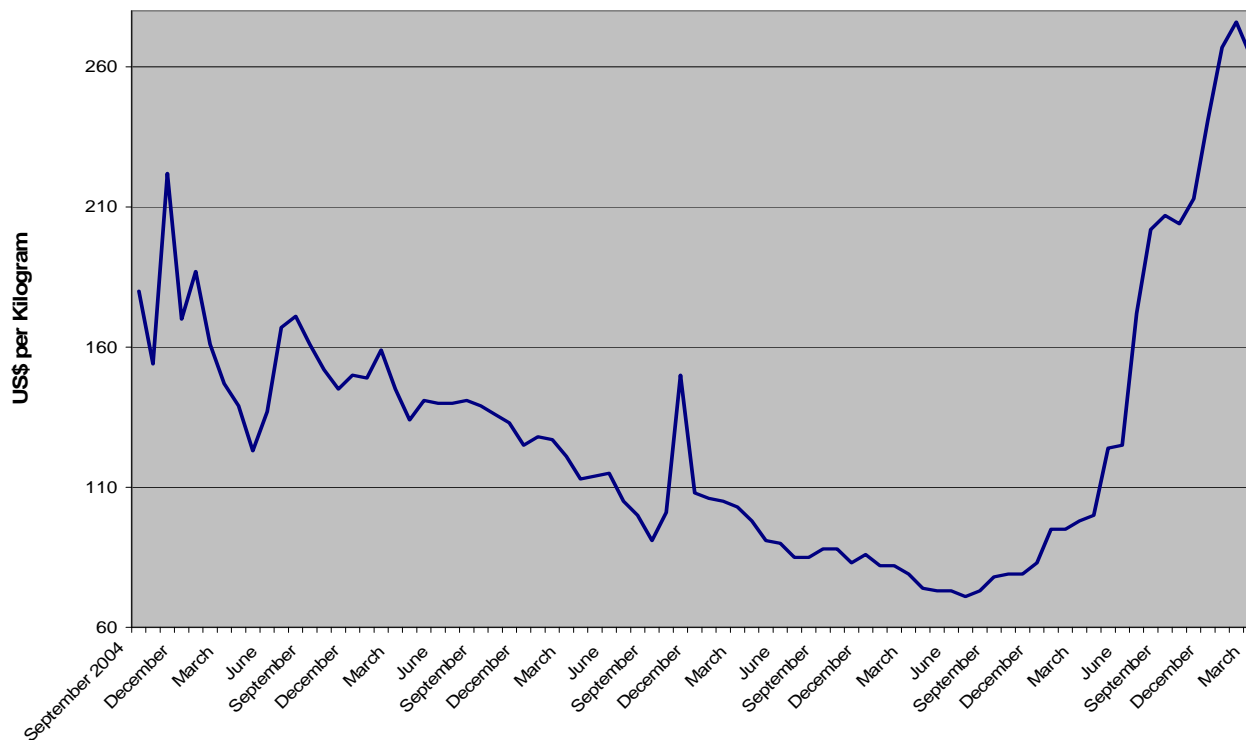


FIGURE 2.11

Monthly Farm-Gate Price for Dry Opium since September 2004 (US\$/Kg)⁵⁶



Through: MARCH 2011

FIGURE 2.12Afghanistan's Rank in Reporters without Borders' Index of Press Freedom, 2002-2010⁵⁷

YEAR	SCORE	RANK	NUMBER OF COUNTRIES SURVEYED
2010	51.7	147	178
2009	54.2	149	175
2008	59.3	156	173
2007	56.5	142	169
2006	44.3	130	168
2005	39.2	125	167
2004	28.3	97	167
2003	40.2	134	166
2002	35.5	104	139

NOTE ON INDEX OF PRESS FREEDOM TABLE: The Index is based on a questionnaire with 50 criteria for assessing the state of press freedom in each country. It includes every kind of violation directly affecting journalists (such as murders, imprisonment, physical attacks and threats) and news media (censorship, confiscation issues, searches and harassment). In addition to taking into account abuses attributable to the state, those carried out by armed militias, clandestine organizations or pressure groups are also considered.

The lower the score attained, the higher the degree of press freedom in that respective country. Although there is no specific information given regarding how the overall score was compiled, the top-rated countries for 2007 received an overall score of 0.75, with the median receiving a score of 25.3. The overall average score for the 2007 Index was 31.5.

FIGURE 2.13Afghanistan's Rank in Transparency International's Annual Corruption Perceptions Index (CPI)⁵⁸

YEAR	RANK	NUMBER OF COUNTRIES SURVEYED
2010	176 (T)	178
2009	179	180
2008	176	180
2007	172 (T)	180
2006	NO DATA	163
2005	117 (T)	159

(T): Indicates years Afghanistan's score tied with one or more other country.

NOTE: The CPI is a composite index that draws on 14 expert opinion surveys. It scores countries on a scale from zero to ten, with zero indicating high levels of perceived corruption and ten indicating low levels of perceived corruption. Due to a lack of reliable data, Afghanistan was not included in the CPI survey for the years 2006.

3. ECONOMIC & QUALITY OF LIFE INDICATORS

FIGURE 3.1
Annual Inflation⁵⁹

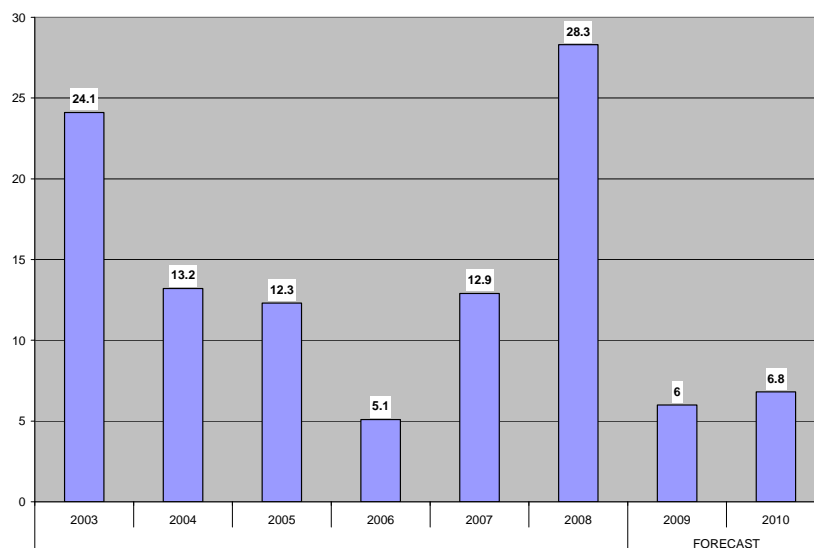
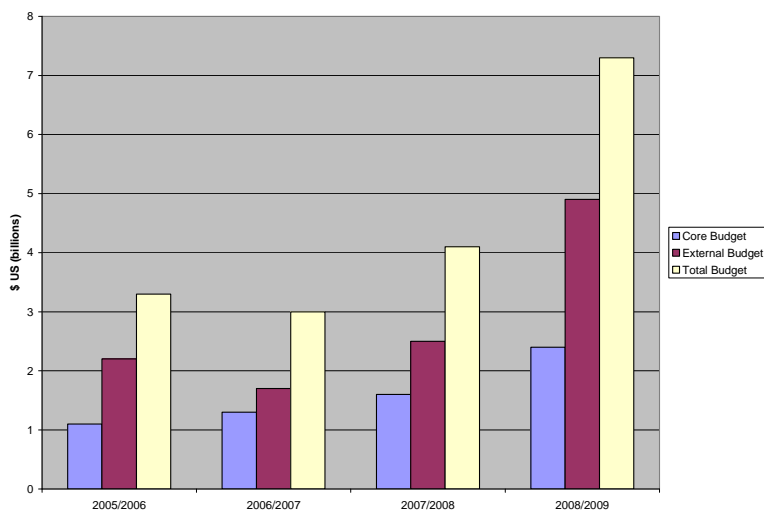


FIGURE 3.2
Nominal GDP (Total and Growth), 2002/2003-2010/2011⁶⁰

	2002/03	2003/04	2004/05	2005/06	2006/07	2007/08	2008/09	2009/10*	2010/11*
TOTAL (\$US billions)	4.0	4.4	5.4	6.5	7.7	9.7	11.8	14.5	17.0
GROWTH (% change YOY)	-	15.1%	8.8%	16.1%	8.2%	14.2%	3.4%	22.5%	8.6%

*Data based partly on estimates and projections.

FIGURE 3.3
Breakdown of Afghan Annual Budget (Core vs. External), FY 2005/2006 thru FY 2008/2009⁶¹



NOTE: The Afghan government has direct control of the Core Budget, while having only limited or no control over the External Budget.

FIGURE 3.4Pay Charts for Afghan National Security Forces⁶²

Afghan National Security Forces

ANA Rank	ANP Rank	Grade	<1 to 3	>3	>6	>9	>12	>15	>18	>21	>24
GEN	GEN	O-10	945	990	1,005	1,020	1,035	1,050	1,065	1,080	1,095
LTG	LTG	O-9	845	890	905	920	935	950	965	980	995
MG	MG	O-8	745	800	815	830	845	860	875	890	905
BG	BG	O-7	645	700	715	730	745	760	775	790	805
COL	COL	O-6	495	530	545	560	575	590	605	620	635
LTC	LTC	O-5	445	480	495	510	525	540	555	570	585
MAJ	MAJ	O-4	395	430	445	460	475	490	505	520	535
CPT	CPT	O-3	345	350	365	380	395	410	425		
1LT	1LT	O-2	295	310	325	340	355	370			
2LT	2LT	O-1	275	290	305	320	335				
Sergeant Major	Chief NCO	E-9	275	310	325	340	355	370	385	400	415
Master Sgt	1st Sergeant	E-8	255	270	285	300	315	330	345	360	375
Sgt First Class	2nd Sergeant	E-7	235	245	260	275	290	305	320	335	350
Staff Sergeant	3rd Sergeant	E-6	210	230	245	260	275	290	305		
Sergeant	1st Patrolman	E-5	180	215	230	245	260	275			
Soldier	2nd Patrolman	E-4	165	200	215	230	245				

NOTE: All salary numbers above are in U.S. \$ per month. Figures as of May 2010.

Combat Plans Division (CPD) Forces

Rank	Current Salary	Number of Soldiers
Lieutenant General	800	1
Major General	700	3
Brigadier General	600	6
Colonel	450	60
Lieutenant Colonel	400	193
Major	350	509
Captain	300	693
1st Lieutenant	250	169
2nd Lieutenant	230	20
Senior Sergeant/1st Sergeant	210	1237
2nd Sergeant	190	Not Available
3rd Sergeant	165	Not Available
Soldier	120	2164

NOTE: All salary numbers above are in U.S. \$ per month. Figures as of May 2010.

FIGURE 3.5Pay Charts for Individuals in the Afghan Legal System⁶³

Supreme Court

Title	Current Salary	Number of Judges
Chief Justice	1,625	1
High Council Members	1,463	8
General Administrator Director of the Judiciary	1,138	1
Supreme Court Advisors	1,300	36
Appeals Court Directors	1,138	34
Supreme Court Department Directors	1,138	11
Appeals Court Dewans Directors	950	102
Appeals Court Members	650	192
Primary Court Dewans Directors	585	56
Urban Court Directors	520	28
District Primary Court Directors	455	230
Supreme Court Department Professional Members	390	57
Primary Court Judicial Members	325	625

NOTE: All salary numbers above are in U.S. \$ per month. Figures as of May 2010.

Ministry of Justice Legal Aid Department

Title	Current Salary
Directors of Legal Aid	260
Legal Aid Providers	200
Legal Aid Providers hired by World Bank	520
Advocates	N/A

NOTE: All salary numbers above are in U.S. \$ per month. Figures as of May 2010.

Attorney General Prosecutor

Title	Current Salary
Average Prosecutor	86

NOTE: All salary numbers above are in U.S. \$ per month. Figures as of May 2010.

FIGURE 3.6Deposits in Commercial Banks in Afghanistan, 2008 and 2009⁶⁴

Year (Ending March)	Total Deposited
2008	\$1.18 billion
2009	\$2.28 billion

NOTE: Deposit value listed in U.S. dollars.

FIGURE 3.7

Comparison of Electricity Supply Sources and Capacity: 1979, 2002, 2007 and 2009⁶⁵

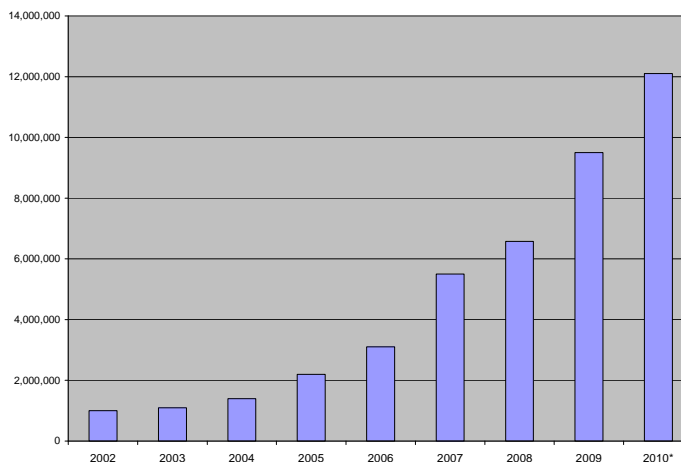
YEAR	HYDRO (MW)	THERMAL (MW)	IMPORTED (MW)	OTHER* (MW)	TOTAL CAPACITY (MW)
1979	259	137	0	0	396
2002	16	16	87	0	243
2007	90	90	167	133	652
2009	n/a	n/a	n/a	n/a	1028.5

*Includes diesel, micro-hydro and renewable

NOTE: As of September 2009, it is estimated that 15 percent of households in urban centers have access to electricity and 6 percent in rural locations have access. Operational capacity was 60 percent of installed total capacity at last report.

FIGURE 3.8

Estimated Number of Telephone Users in Afghanistan by Year, 2002-2010⁶⁶



*2010 figures as of March 31, 2010. 40% of the population is estimated to have a cell phone.

FIGURE 3.9

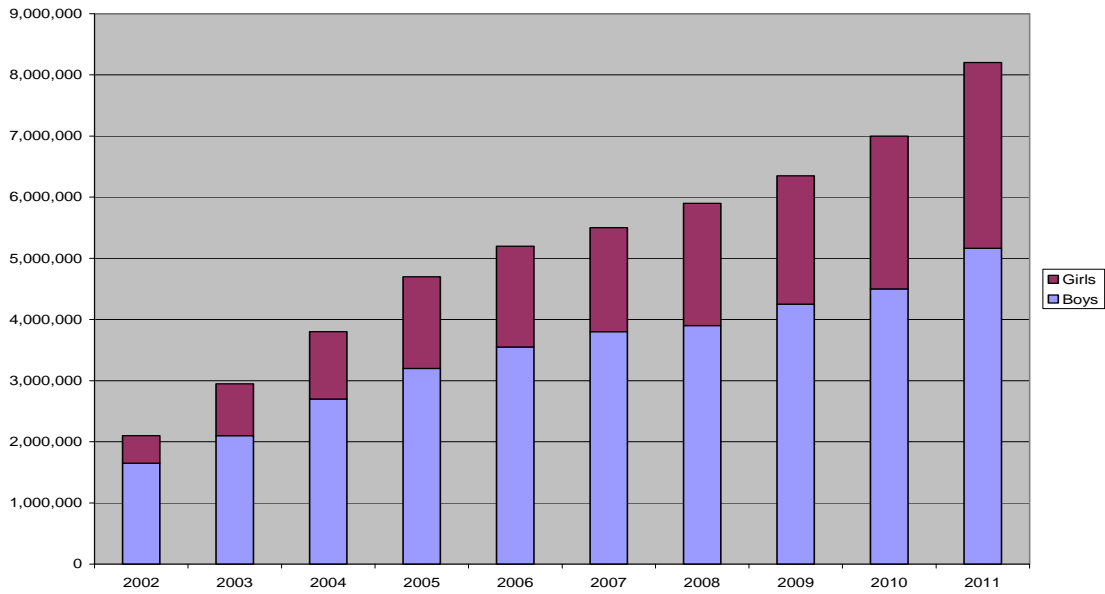
Estimated Percentage of Afghans with Access to Water/Sanitation Facilities⁶⁷

Access to safe drinking water	23%
Access to adequate sanitation	12%

AS OF: June 2008

FIGURE 3.10
Education Metrics⁶⁸

Estimated Annual Enrollment in Elementary and Secondary Education, 2002-2011



NOTE: It is estimated that in 2001 less than 1 million students were enrolled in primary/secondary education, virtually none of them girls.

Primary/Secondary Education

	2007	2008
NUMBER OF SCHOOLS	9,062	10,998
All Girls	1,337	
Co-ed	4,325	
NUMBER OF TEACHERS	147,641	157,244
Women	~40,000	
SINCE APRIL 2006*:		
Schools Razed/Burned Down	238	
Schools closed due to severe threats	650+	
Students and Teachers killed by violence	290	

***Thru March 2009**

NOTE: APRIL 2009 It is estimated that approximately 500,000 children in four southern provinces are currently prevented from attending school due to the threat of violence.

Literacy

Overall	28%
Male	36%
Female	18%

FIGURE 3.11
Poverty Levels, 2007⁶⁹

% Population Living Below the Poverty Line*	% Population Living Slightly Above the Poverty Line	% Population Experiencing Food Poverty^
42%	20%	45%

*Defined as living on a monthly income of US \$14/month or less

^Those unable to purchase sufficient food to guarantee world standard minimum food intake of 2,100 calories/day

FIGURE 3.12Foreign Aid Pledged and Disbursed, 2002-2011 (\$ Billion)⁷⁰

DONOR	Total Pledged 2002-2013	AID Disbursed	% of Pledges Disbursed by end of 2009
US	38.0	10.9	28.8%
EU Institutions	2.0	2.1	102.8%
United Kingdom	2.9	1.8	63.3%
Germany	1.2	1.3	108.0%
Canada	1.7	1.2	70.3%
Japan	1.9	1.0	52.5%
Netherlands	0.8	0.8	102.4%
Norway	0.9	0.7	71.0%
India	1.2	0.4	36.1%
Sweden	1.3	0.4	147.3%
Italy	0.5	0.4	79.6%
Turkey	0.2	0.4	213.7%
Australia	0.4	0.4	98.8%
Iran	0.9	0.3	39.5%
Spain	0.5	0.3	59.8%
Denmark	0.7	0.3	40.2%
France	0.2	0.2	105.9%
Finland	0.2	0.1	97.0%
Russia	0.1	0.1	104.1%
Switzerland	0.1	0.1	102.9%
Multilateral Agencies	5.3	2.7	50.6%
Others	5.9	0.7	12.3%
TOTAL	62.0	26.7	43.1%

NOTE: PLEDGED aid is promised but yet to be devoted for a specific purpose and DISBURSED aid has been earmarked and delivered.

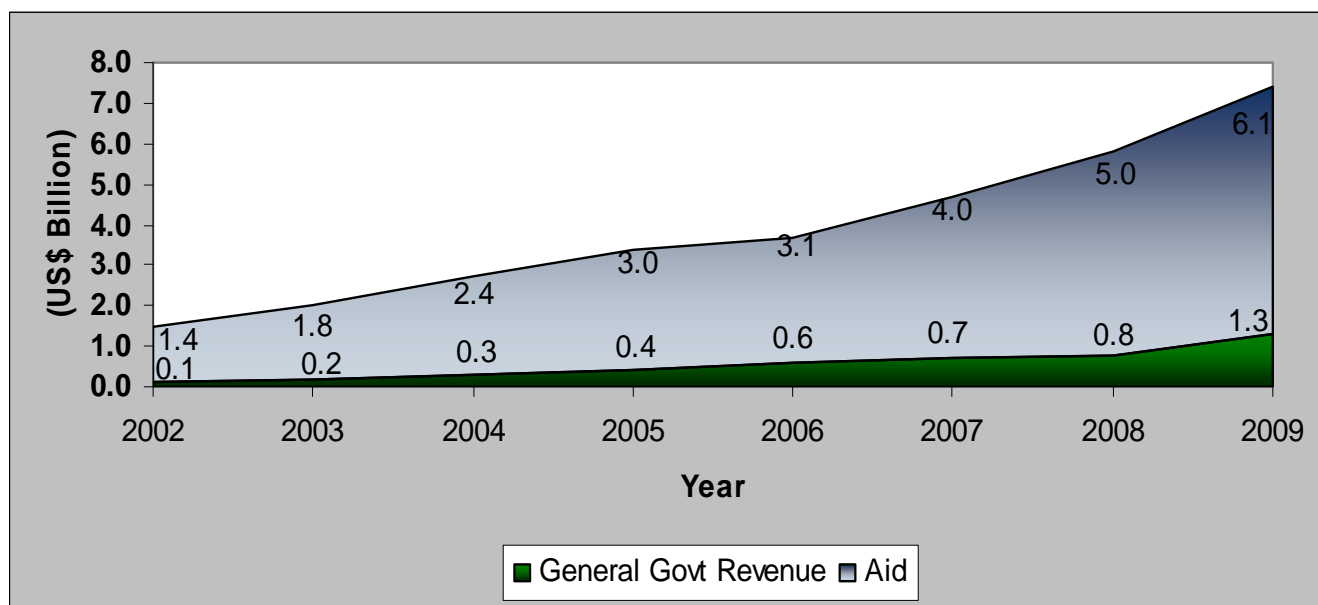
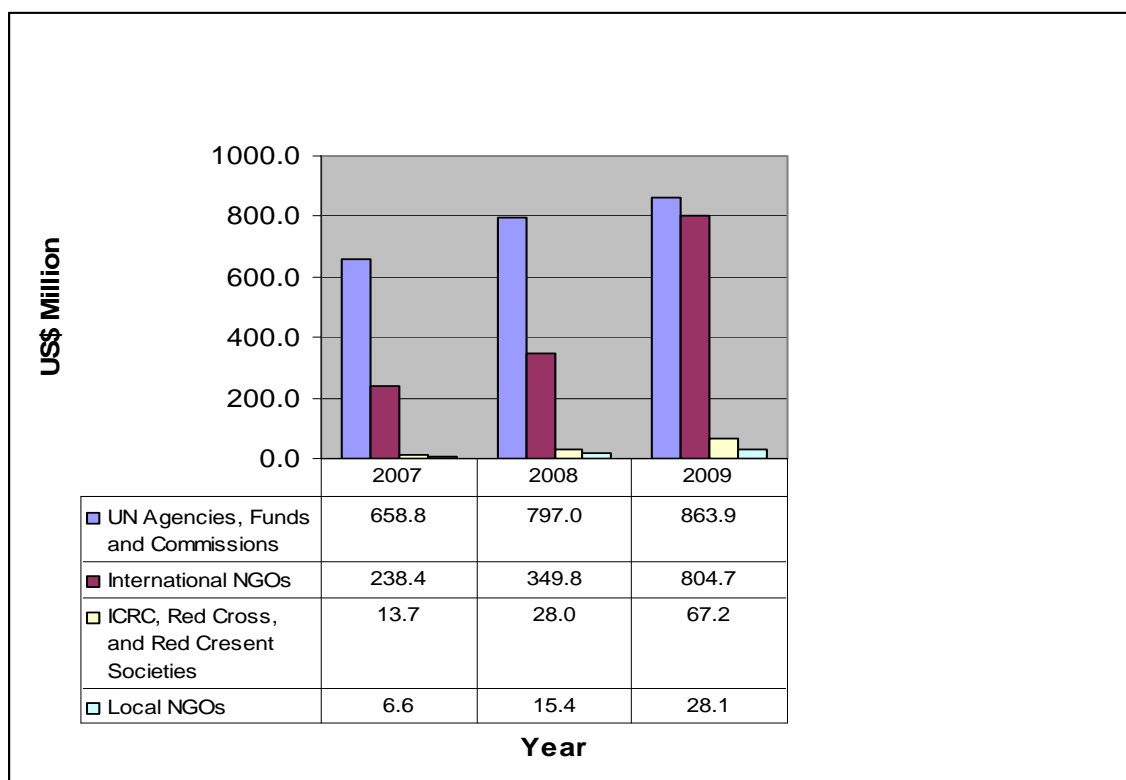
FIGURE 3.13Aid Disbursements from Government Donors and Multilateral Agencies and General Government Revenue⁷¹

FIGURE 3.14

Aid Channeled Through UN Agencies, International and Local NGOs, ICRC, and the Red Cross/Red Crescent Societies, 2007-2009⁷²

**FIGURE 3.15**

Annual Value of Imports and Exports, With Top Trade Partners, 2002-2006 (\$ Millions)⁷³

	2002	2003	2004	2005	2006
Exports (TOTAL)	87	210	185	239	274
Pakistan	28	28	45	48	57
India	17	32	39	51	59
United States	4	57	23	62	42
Imports (TOTAL)	1,034	1,608	1,971	3,002	3,633
Pakistan	245	449	511	1,172	1,375
United States	88	67	173	288	459
Germany	57	103	130	167	275
India	57	137	170	158	186
Republic of Korea	141	137	85	66	77
Turkmenistan	31	81	107	122	143
Japan	92	114	73	84	74

FIGURE 3.16

Microfinance Clients, Borrowers and Loan Amounts⁷⁴

	Active Clients	Active Borrowers	Number of Loans Disbursed	Amount of Loans Disbursed (\$ millions)	Loans Outstanding (\$ millions)
TOTAL	443,740	375,114	1,155,562	\$453.3	\$111.3
URBAN	308,882	262,042	801,472	\$327.1	\$81.2
RURAL	134,858	113,072	354,090	\$126.2	\$30.2

AS OF: May 2008

FIGURE 3.17
Healthcare Metrics

% People Living In Districts Where Basic Package of Health Care Program (BPHC) Is Being Implemented⁷⁵

2003	9%
2005	77%
2006	82%

NOTE: The BPHC is a program started in 2002 by the Ministry of Public Health to provide essential basic healthcare throughout Afghanistan's districts.

Life Expectancy⁷⁶

	2004	2006
Men	42	44
Women	42	43

Infant and Children Under-Five Mortality Rates (Per 1,000 Live Births)⁷⁷

	2003	2006	2008
Infant	165	129	111
Children Under Five	257	191	161

% OF AFGHAN CHILDREN RECEIVING VARIOUS VACCINATIONS⁷⁸

	2003	2006
BCG Vaccine	57%	70%
Polio Vaccine	30%	70%

NOTE: The BCG is a vaccination to prevent tuberculosis.

4. POLLING & PUBLIC OPINION

AFGHANISTAN: WHERE THINGS STAND⁷⁹

ABC News/BBC/ARD Poll, November 2010

(1,691 Afghan adults from throughout the country were interviewed)

Previous surveys depicted took place March 2004, September 2005, September 2006, November 2007, January 2009, and December 2009.

FIGURE 4.1

Question: Generally Speaking, Do You Think Things in Afghanistan Today Are Going In the Right Direction, or Do You Think Things Are Going In The Wrong Direction? (2004-2010)

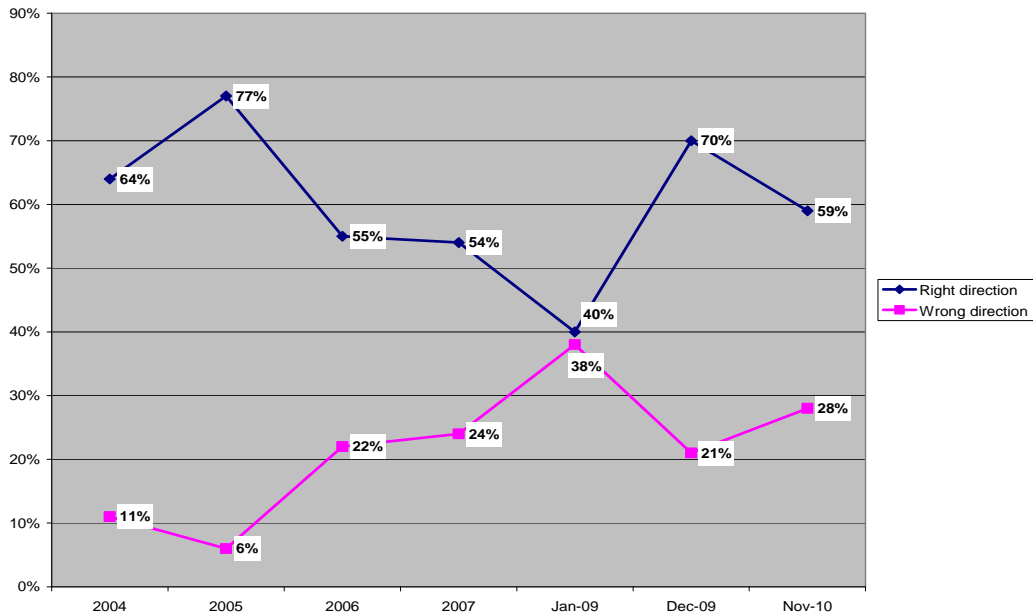
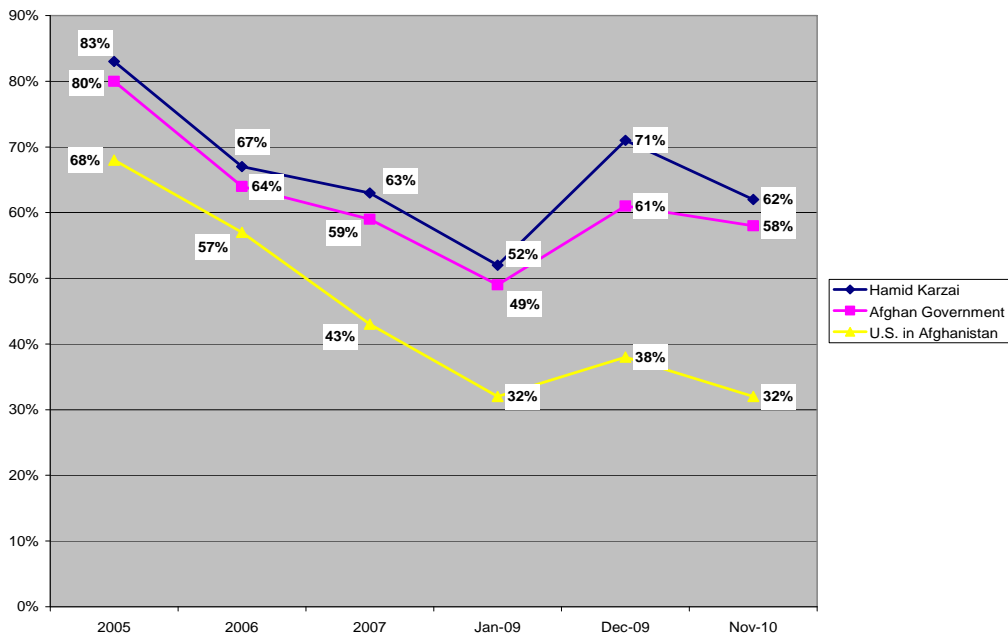


FIGURE 4.2

Performance Ratings for Various Entities*



*% of respondents who answered "Excellent" or "Good" to the Question: How would you rate the work of...?

FIGURE 4.3

Question: Is Your Opinion of the Taliban Very Favorable, Somewhat Favorable, Somewhat Unfavorable Or Very Unfavorable?

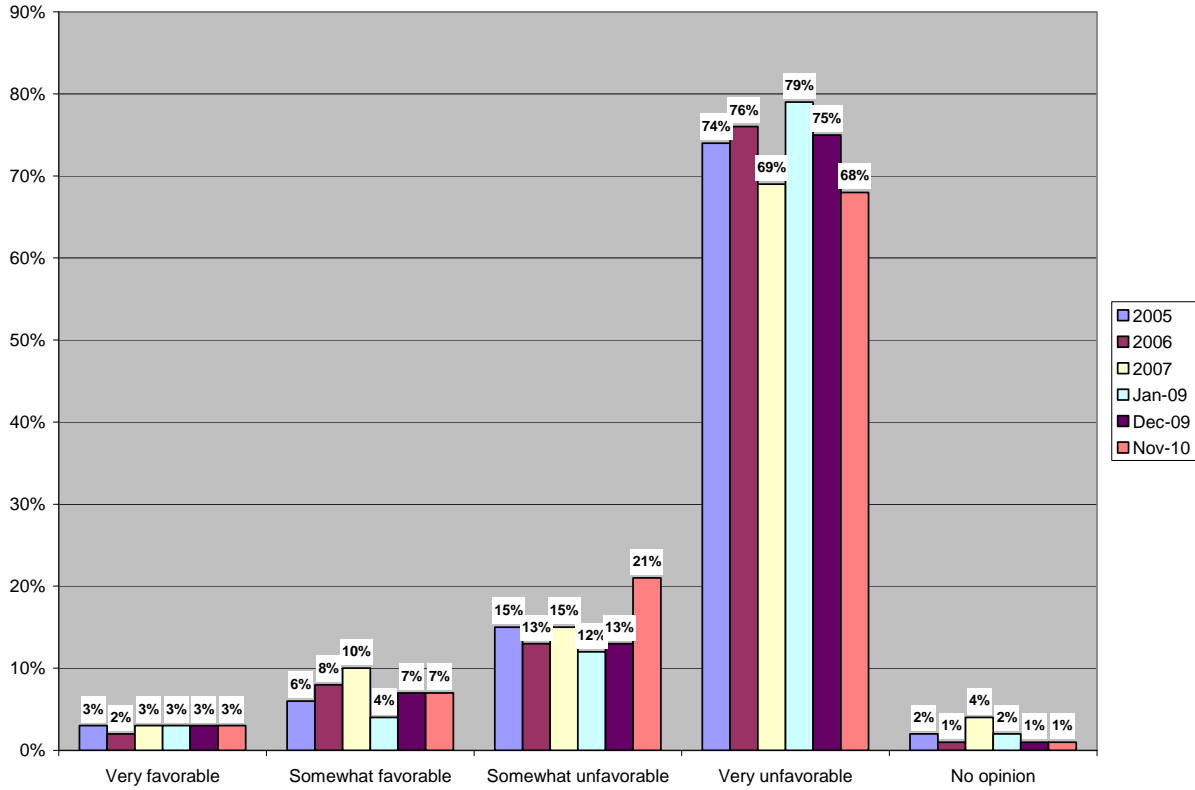


FIGURE 4.4

Question: Who Would You Rather Have Ruling Afghanistan Today?

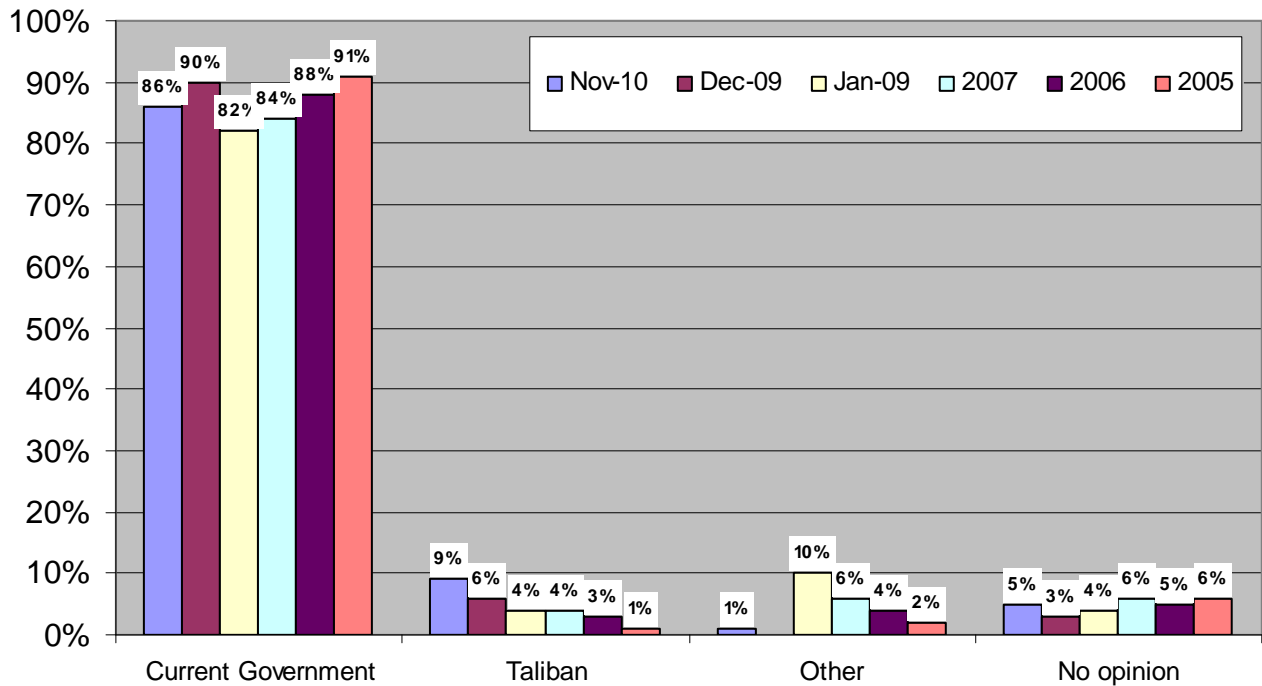


FIGURE 4.5

Question: Which Of The Following Do You Think Poses The Biggest Danger In Our Country?

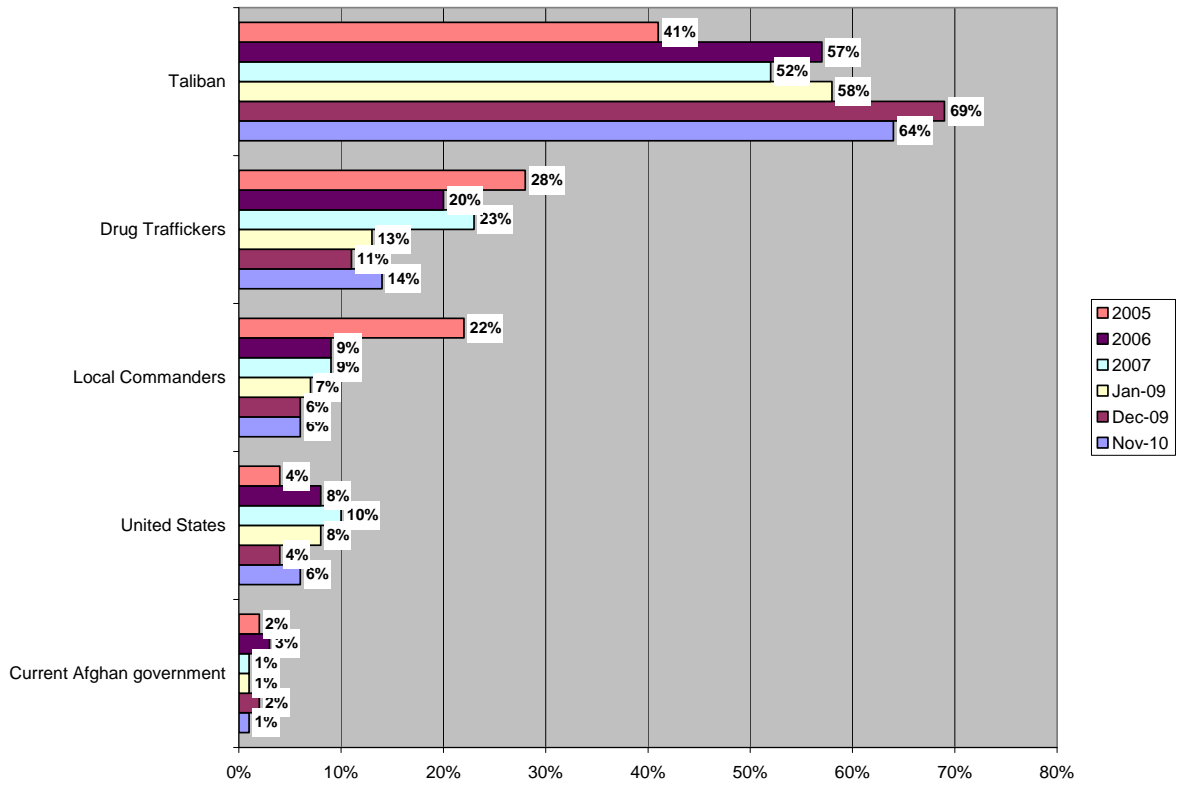
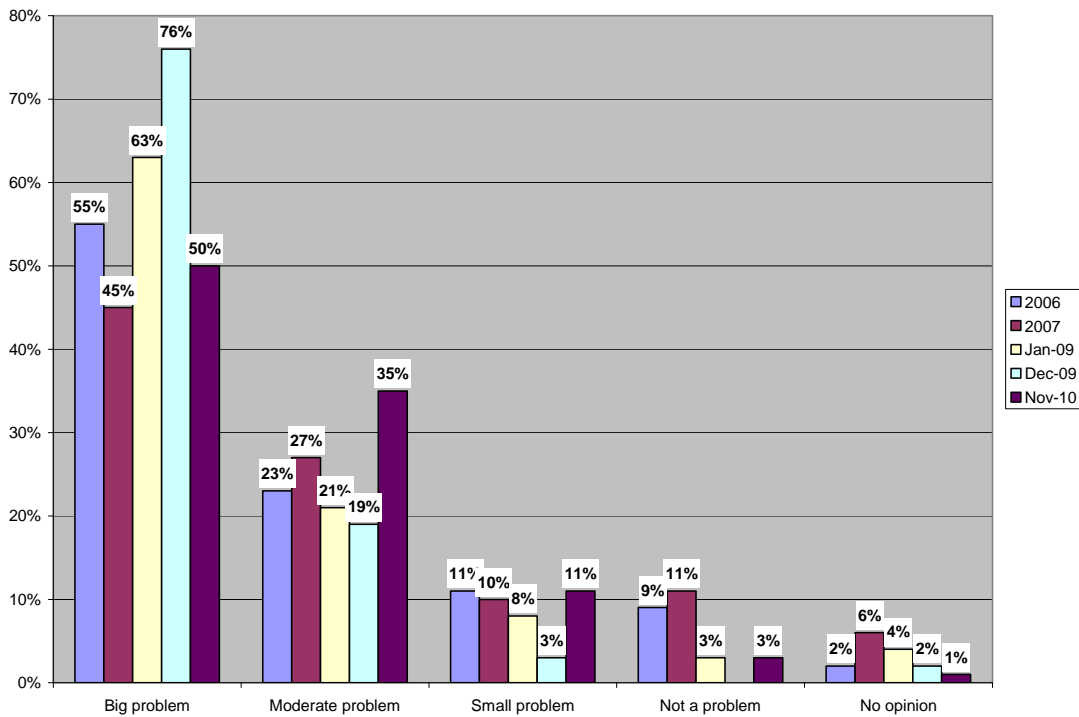


FIGURE 4.6

Question: How Much of A Problem Is the Issue of Corruption among Government Officials or the Police in this Area?



AFGHANISTAN IN 2010: A SURVEY OF THE AFGHAN PEOPLE⁸⁰

Asia Foundation, November 2010

(6,467 Afghan adults from throughout the country were interviewed)

FIGURE 4.7

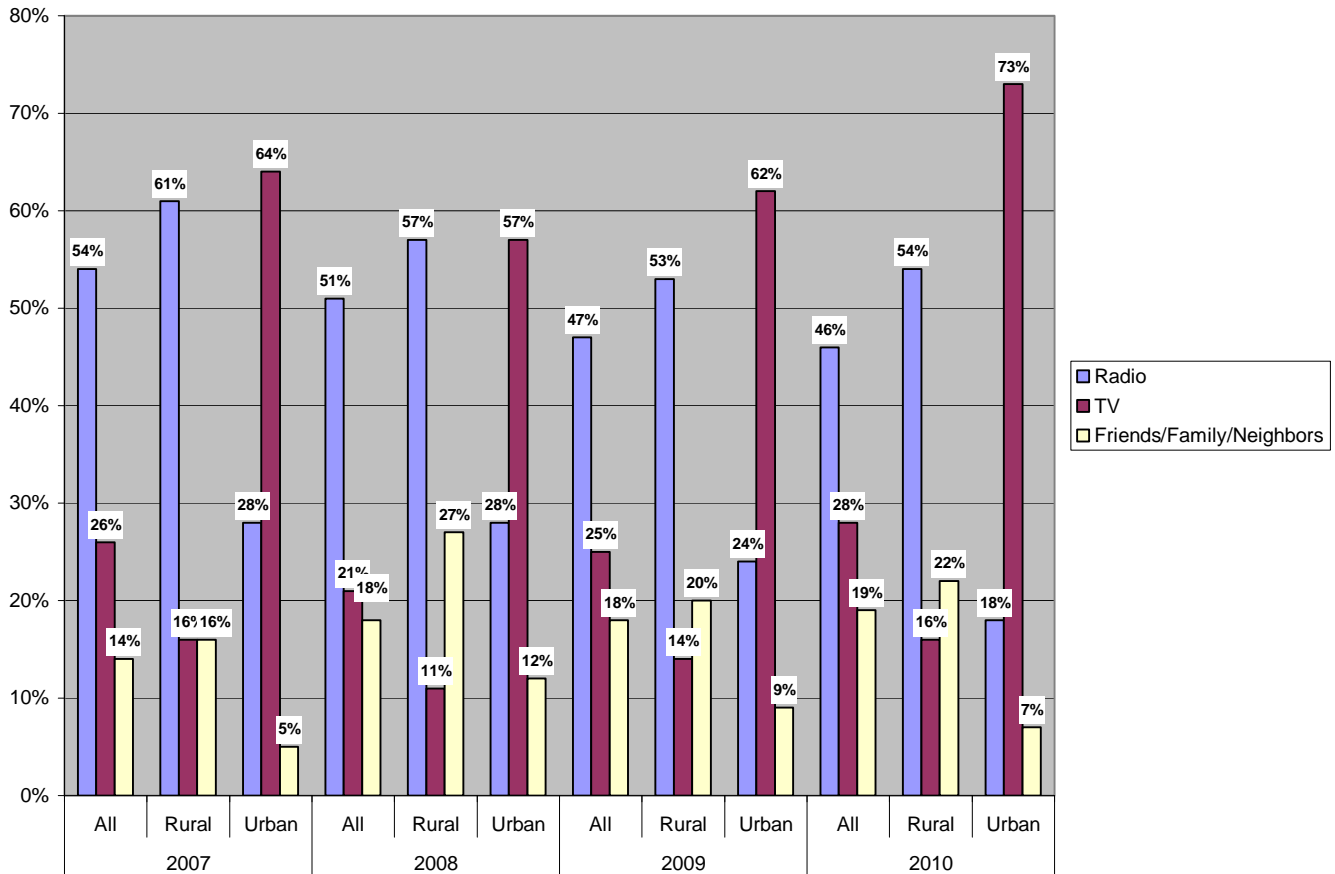
Present Condition of Various Infrastructure in Localities, 2007-2010

INFRASTRUCTURE	VERY/QUITE GOOD (%)				QUITE/VERY BAD (%)			
	2007	2008	2009	2010	2007	2008	2009	2010
Availability of clean drinking water	63	62	63	63	36	38	37	37
Availability of water for irrigation	59	47	53	49	40	49	45	47
Availability of jobs	30	21	24	27	69	78	76	72
Supply of electricity	31	25	34	34	68	74	65	66
Availability of medical care	56	49	49	46	44	50	51	53
Availability of education for children	72	70	67	68	28	29	33	32

Survey Released: September 2007, October 2008, October 2009, and November 2010.

FIGURE 4.8

Question: Which Is The Main Source From Where You Normally Get Information About What Is Happening In The Country? (2007, 2008 & 2009)



Survey Released: September 2007, October 2008, October 2009, and November 2010.

AFGHANISTAN PUBLIC OPINION SURVEY⁸¹
 The International Republican Institute, November 2009
 (2,400 Afghan adults from throughout the country were interviewed)
 Previous surveys depicted took place May and July 2009
 Released: January 19, 2010

FIGURE 4.9

Question: Do you think Afghanistan is moving in the right direction or the wrong direction?

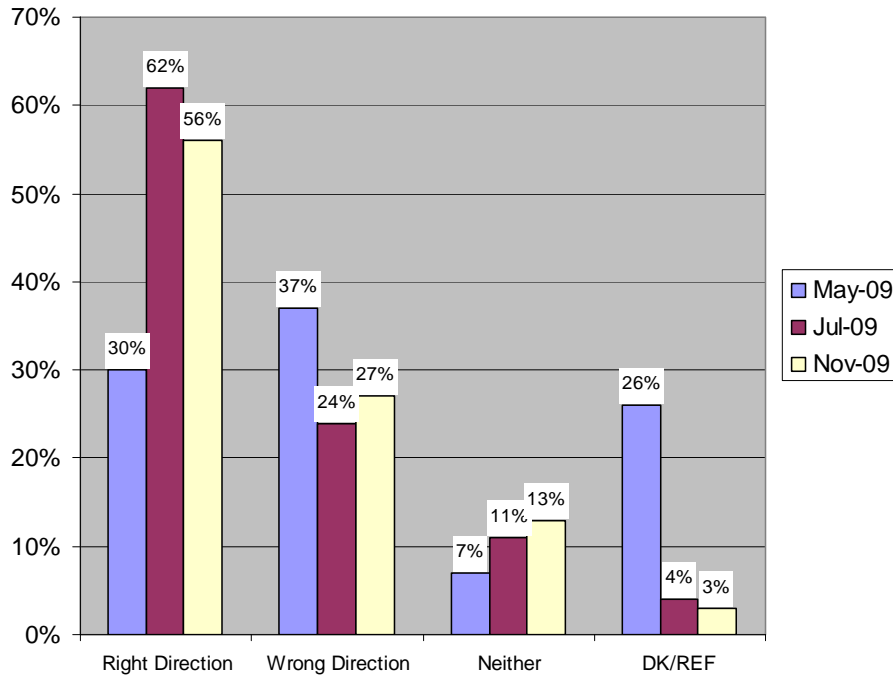


FIGURE 4.10

Question: Did you vote in the August 20, 2009 presidential election?

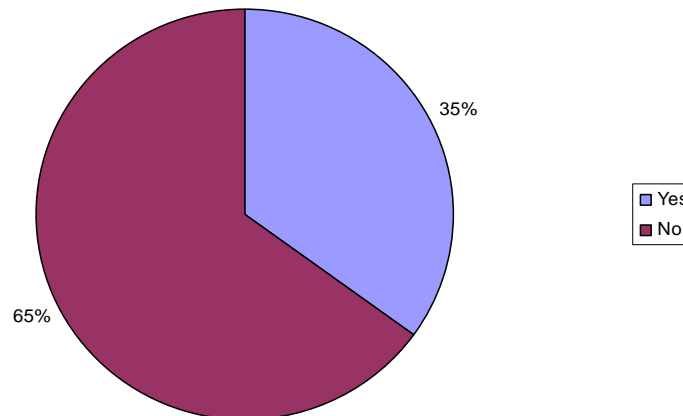


FIGURE 4.11

Question: Do you think the presidential election held on August 20, 2009 was free and fair?

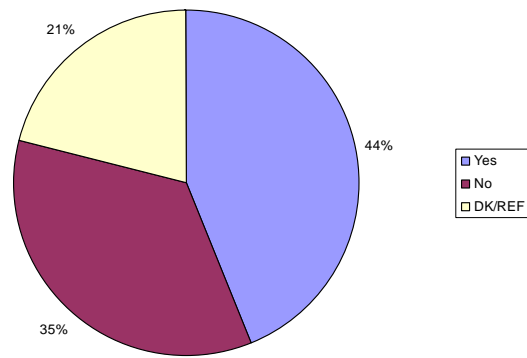
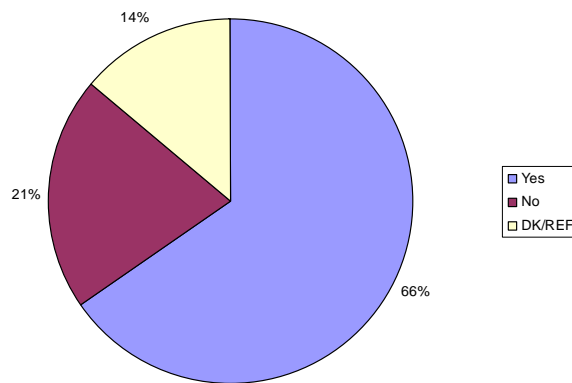


FIGURE 4.12

Question: Do you think Hamid Karzai is the legitimate President of Afghanistan?



5. AFGHANISTAN RESEARCH TOOLS

FIGURE 5.1

Additional Sources of Information on Afghanistan

Source	Web Site Address
International Security Assistance Force <i>ISAF, in support of the Government of the Islamic Republic of Afghanistan, conducts operations in Afghanistan to reduce the capability and will of the insurgency, support the growth in capacity and capability of the Afghan National Security Forces (ANSF), and facilitate improvements in governance and socio-economic development, in order to provide a secure environment for sustainable stability that is observable to the population.</i>	http://www.isaf.nato.int/
Afghanistan Conflict Monitor <i>An Initiative of the Human Security Report Project at the School for International Studies at Simon Fraser University. Provides summaries of academic articles and reports, links to documents, publications and data.</i>	http://www.afghanconflictmonitor.org/
AfghanWire <i>Afghanwire.com provides an internet-based news and information service to organisations and professional users who want to monitor Afghanistan's national media outlets.</i>	http://www.afghanwire.com/

- ¹ Hannah Fairfield and Kevin Quealy, "Troop Levels in Afghanistan Since 2001," *New York Times*, October 1, 2009. Accessed at: <http://www.nytimes.com/interactive/2009/10/01/world/middleeast/afghanistan-policy.html>. Institute for the Study of War, "Afghanistan Order of Battle", November 2009. Accessed at: <http://www.understandingwar.org/files/AfghanistanORBAT.pdf>. February 2010 figures: David Petraeus, *Meet the Press*, February 21, 2010, accessed at www.msnbc.com. "US weighs more troops for north Afghanistan: official", *Agence France Presse*, March 19, 2010. John J. Kruzal, "Special Forces in Iraq to Remain through Drawdown", *American Forces Press Service*, April 1, 2010. Anne Gearan, "More US troops in Afghanistan than Iraq, a first", *Associated Press*, May 24, 2010. Luis Martinez, "Gates, Mullen & Clinton React to McChrystal", *Abc News*, June 24, 2010. Robert Reid, "US casualties in Afghanistan soar to record highs", *The Associated Press*, July 31, 2010. Robert Reid, "5 More American Troops Die in Afghan Fighting", *Associated Press*, August 31, 2010. Robert Burns and Julie Pace, "With Afghan control by 2014, Obama sees combat end", *Associated Press*, November 21, 2010. Tom Vanden Brook, "Afghan pilot kills 9 U.S. trainers", *USA Today*, April 28, 2011.
- ² Michael O'Hanlon and Adriana Lins de Albuquerque, "Afghanistan Index", February 23, 2005. Accessed at: <http://www.brookings.edu/~media/Files/Programs/FP/afghanistan%20index/index20050223.pdf>. Victor Davis Hanson, "Will Iraq work? That's up to us", *National Review Online*, April 23, 2004. U.S. Department of State, "The U.S. and Nato: An Alliance of Purpose", June 2004. Jon Lee Anderson, "The Man in the Palace: Hamid Karzai and the dilemma of being Afghanistan's President", *The New Yorker*, June 6, 2005. Thom Shanker, "Coalition Steps Up Raids as Afghan Elections Approach", *The New York Times*, August 20, 2005. Ahmed Rashid, "Nato's Afghanistan troop dilemma", *BBC News*, December 26, 2005. Michael R. Gordon, "NATO Moves to Tighten Grip in Afghanistan", *The New York Times*, June 9, 2006. Peter Bergen, "Trees and tapes may hint at bin Laden location", *CNN*, August 28, 2006. Mark John and Kristin Roberts, "NATO takes over Afghanistan war", *The Sydney Morning Herald*, September 30, 2006. U.S. Department of Defense, "Correcting the Record", October 5, 2006. Thom Shanker, "Leaving NATO, U.S. General Still Seeks Troops for Afghanistan", *The New York Times*, December 21, 2006. CBC News, "NATO troops in Afghanistan in November 2006", November 29, 2006. "ISAF Troop Placemat", NATO-ISAF Web site. Accessed at: <http://www.isaf.nato.int/en/isaf-placemat-archives.html>
- ³ "ISAF Troops Placemat", NATO-ISAF website. Accessed at: <http://www.isaf.nato.int/en/isaf-placemat-archives.html>
- ⁴ *Ibid.*
- ⁵ U.S. Department of Defense, "Report on Progress toward Security and Stability in Afghanistan", Report to Congress in Accordance with the 2008 National Defense Authorization Act, June 2008, p. 22. Accessed at: http://www.defenselink.mil/pubs/Report_on_Progress_toward_Security_and_Stability_in_Afghanistan_1230.pdf GAO-08-661, "Afghanistan Security: Further Congressional Action May Be Needed to Ensure Completion of a Detailed Plan to Develop and Sustain Capable Afghan National Security Forces", *Government Accountability Office*, June 2008, p. 33. Accessed at: <http://www.gao.gov/new.items/d08661.pdf> Major General Robert Cone, Press Conference from Afghanistan, November 12, 2008. Accessed at: <http://www.defenselink.mil/transcripts/transcript.aspx?transcriptid=4314> "ISAF Troops Placemat", NATO-ISAF website. Accessed at: http://www.nato.int/ISAF/docu/epub/pdf/isaf_placemat.pdf. Special Inspector General for Afghanistan Reconstruction, "Quarterly Report to the United States Congress", January 30, 2010, p. 60. Accessed at: http://www.sigar.mil/reports/quarterlyreports/jan2010/pdf/SIGAR_Jan2010.pdf. ISAF, "Metrics Brief May 2010", unclassified briefing slides. David Gollust, "US Envoy Reports Progress on Afghan Security", *Voice of America*, December 21, 2004. Caroline Wadhams, "Afghanistan: Four Years After the Invasion", *Center for American Progress*, October 2005, p. 5. Accessed at: <http://www.americanprogress.org/kf/afghanistan.pdf>. Anthony Cordesman, "Winning in Afghanistan: How to Face the Rising Threat", *Center for Strategic and International Studies*, December 12, 2006, p. 65. Accessed at: <http://www.comw.org/warreport/fulltext/0612cordesman.pdf>. CJ Radin, "Afghan National Security Forces Order of Battle", *The Long War Journal*, January 2008. Accessed at: [http://www.longwarjournal.org/multimedia/ANSF%20OObpage%206-%20ANP%20\(2008.01.11%20cjr\).pdf](http://www.longwarjournal.org/multimedia/ANSF%20OObpage%206-%20ANP%20(2008.01.11%20cjr).pdf). ISAF, "Metrics Brief February 2011", unclassified briefing slides.
- ⁶ U.S. Department of Defense, "Report on Progress toward Security and Stability in Afghanistan", Report to Congress in Accordance with the 2008 National Defense Authorization Act, June 2008, p. 22. Accessed at: http://www.defenselink.mil/pubs/Report_on_Progress_toward_Security_and_Stability_in_Afghanistan_1230.pdf GAO-08-661, "Afghanistan Security: Further Congressional Action May Be Needed to Ensure Completion of a Detailed Plan to Develop and Sustain Capable Afghan National Security Forces", *Government Accountability Office*, June 2008, p. 33. Accessed at: <http://www.gao.gov/new.items/d08661.pdf> Major General Robert Cone, Press Conference from Afghanistan, November 12, 2008. Accessed at: <http://www.defenselink.mil/transcripts/transcript.aspx?transcriptid=4314> "ISAF Troops Placemat", NATO-ISAF website. Accessed at: http://www.nato.int/ISAF/docu/epub/pdf/isaf_placemat.pdf. Special Inspector General for Afghanistan Reconstruction, "Quarterly Report to the United States Congress", January 30, 2010, p. 60. Accessed at: http://www.sigar.mil/reports/quarterlyreports/jan2010/pdf/SIGAR_Jan2010.pdf. ISAF, "Metrics Brief May 2010", unclassified briefing slides. David Gollust, "US Envoy Reports Progress on Afghan Security", *Voice of America*, December 21, 2004. Caroline Wadhams, "Afghanistan: Four Years After the Invasion", *Center for American Progress*, October 2005, p. 5. Accessed at: <http://www.americanprogress.org/kf/afghanistan.pdf>. Anthony Cordesman, "Winning in Afghanistan: How to Face the Rising Threat", *Center for Strategic and International Studies*, December 12, 2006, p. 65. Accessed at: <http://www.comw.org/warreport/fulltext/0612cordesman.pdf>. CJ Radin, "Afghan National Security Forces Order of Battle", *The Long War Journal*, January 2008. Accessed at: [http://www.longwarjournal.org/multimedia/ANSF%20OObpage%206-%20ANP%20\(2008.01.11%20cjr\).pdf](http://www.longwarjournal.org/multimedia/ANSF%20OObpage%206-%20ANP%20(2008.01.11%20cjr).pdf). ISAF, "Metrics Brief February 2011", unclassified briefing slides.
- ⁷ Ann Scott Tyson, "More Recruits, U.S. Arms Planned for Afghan Military", *Washington Post*, December 5, 2007. U.S. Department of Defense, "Report on Progress toward Security and Stability in Afghanistan", Report to Congress in Accordance with the 2008 National Defense Authorization Act, January 2009, p. 35 (and subsequent reports). Accessed at: http://www.defenselink.mil/pubs/OCTOBER_1230_FINAL.pdf "ISAF Troops Placemat", NATO-ISAF website. Accessed at: http://www.nato.int/ISAF/docu/epub/pdf/isaf_placemat.pdf (and subsequent updates). Combined Security Transition Command – Afghanistan, "Afghan National Army Total End Strength", November 2009 unclassified briefing slides. Special Inspector General for Afghanistan Reconstruction, "Quarterly Report to the United States Congress", January 30, 2010, p. 60. Accessed at: http://www.sigar.mil/reports/quarterlyreports/jan2010/pdf/SIGAR_Jan2010.pdf. U.S. Department of Defense, "Report on Progress toward Security and Stability in Afghanistan", Report to Congress in Accordance with the 2008 National Defense Authorization Act, April 2010, p. 6. Accessed at: http://www.defense.gov/pubs/pdfs/Report_Final_SecDef_04_26_10.pdf. ISAF, "Metrics Brief May 2010", unclassified briefing slides. ISAF, "Metrics Brief October 2010", unclassified briefing slides. ISAF, "Metrics Brief February 2011", unclassified briefing slides.
- ⁸ M. O'Hanlon, I. Livingston and H. Messera, "States of Conflict: An Update", *The New York Times*, December 27, 2010.
- ⁹ *Ibid.* Department of Defense, "DOD News Briefing with Lt. Gen. Caldwell via Teleconference from Afghanistan", August 23, 2010. ISAF, "Metrics Brief September 2010", unclassified briefing slides. ISAF, "Metrics Brief October 2010", unclassified briefing slides. ISAF, "Metrics Brief January 2011", unclassified briefing slides
- ¹⁰ ISAF, "Metrics Brief September 2010", unclassified briefing slides.
- ¹¹ ISAF, "Metrics Brief April 2011", unclassified briefing slides.
- ¹² ISAF, "Metrics Brief April 2011", unclassified briefing slides.
- ¹³ ISAF, "Metrics Brief September 2010", unclassified briefing slides.
- ¹⁴ *Ibid.*
- ¹⁵ Moshe Schwartz, "Department of Defense Contractors in Iraq and Afghanistan: Background and Analysis", *Congressional Research Service*, December 14, 2009. Accessed at: <http://www.fas.org/sqp/crs/natsec/R40764.pdf>. Matt Kelley, "Afghanistan Becomes More Dangerous For Contractors", *USA Today*, April 22, 2010. Moshe Schwartz, "Department of Defense Contractors in Iraq", *Congressional Research Service*, July 2, 2010. <http://www.fas.org/sqp/crs/natsec/R40764.pdf>. Moshe Schwartz, "The Department of Defense's Use of Private Security Contractors in Afghanistan and Iraq: Background, Analysis, and Options for Congress", February 21, 2011, p. 8. Accessed at: <http://www.scribd.com/doc/49497821/CRS-report-on-PSCs-in-Afghanistan-and-Iraq-02232011>.
- ¹⁶ Moshe Schwartz, "The Department of Defense's Use of Private Security Contractors in Afghanistan and Iraq: Background, Analysis, and Options for Congress", February 21, 2011, p. 21. Accessed at: <http://www.scribd.com/doc/49497821/CRS-report-on-PSCs-in-Afghanistan-and-Iraq-02232011>.
- ¹⁷ Walter Pincus, "U.S. fights trainer shortage, illiteracy in Afghanistan", *The Washington Post*, March 17, 2010.

- ¹⁸U.S. Mission Kabul, "Metrics Brief May 2010", unclassified briefing slides. U.S. Mission Kabul, "Metrics Brief September 2010", unclassified briefing slides. U.S. Mission Kabul, "Metrics Brief March 2011", unclassified briefing slides.
- ¹⁹ Strategic Advisory Group Headquarters ISAF, "Security Metrics: March 2009", prepared April 16, 2009 (and subsequent updates)
- ²⁰Ibid.
- ²¹"Petraeus: 'We're doing everything we can to achieve progress'", Washingtonpost.com, August 15, 2010. Accessed at: <http://www.washingtonpost.com/wp-dyn/content/article/2010/08/15/AR2010081501515.html>. Kimberly Dozier, "Petraeus Highlights Special Ops Successes In Afghanistan", *Associated Press*, September 4, 2010.
- ²²Joshua Partlow, "In Kandahar, the Taliban targets and assassinates those who support U.S. efforts", *The Washington Post*, May 22, 2010. ISAF, "Metrics Brief March 2011", unclassified briefing slides.
- ²³ U.S. Department of Defense Operation Iraqi Freedom and Operation Enduring Freedom Casualty page. Accessed at: <http://www.defenselink.mil/news/casualty.pdf> Historical data accessed at: <http://siadapp.dmdc.osd.mil/personnel/CASUALTY/castop.htm> Icasualties.org Operation Enduring Freedom Casualty Count website. Accessed at: <http://icasualties.org/oef/byNationality.aspx?hndQry=US>
- ²⁴ Icasualties.org Operation Enduring Freedom Casualty Count website. Accessed at: <http://icasualties.org/oef/byNationality.aspx?hndQry=US>
- ²⁵ Icasualties.org Operation Enduring Freedom Casualty Count website. Accessed at: <http://icasualties.org/OEF/Default.aspx>
- ²⁶ Icasualties.org Operation Enduring Freedom Casualty Count website. Accessed at: <http://icasualties.org/oef/byNationality.aspx?hndQry=US>
- ²⁷ U.S. Department of Defense Operation Iraqi Freedom and Operation Enduring Freedom Casualty page. Accessed at: <http://www.defenselink.mil/news/casualty.pdf> Historical data accessed at: <http://siadapp.dmdc.osd.mil/personnel/CASUALTY/castop.htm>
- ²⁸Ibid. Office of Workers Compensation Programs, "Defense Base Act Case Summary by Nation", *United States Department of Labor*, March 31, 2010. Accessed at: <http://www.dol.gov/owcp/dlhw/dbaallination.htm>, "Valerie Bailey Grasso, Baird Webel and Scott Szymendera, "The Defense Act (DBA): The Federally Mandated Workers' Compensation System for Overseas Government Contractors, April 9, 2010. Accessed at: <http://fas.org/sgp/crs/natsec/RL34670.pdf>
- ²⁹ Strategic Advisory Group Headquarters ISAF, "Metrics Brief February 2009", unclassified briefing slides (and subsequent updates). Rod Nordland, "With Raw Recruits, Afghan Police Buildup Falters", *New York Times*, February 2, 2010. Special Inspector General for Afghanistan Reconstruction, "Quarterly Report to the United States Congress", January 30, 2010, p. 61. Accessed at: http://www.sigar.mil/reports/quarterlyreports/jan2010/pdf/SIGAR_Jan2010.pdf. ISAF, "Metrics Brief September 2010", unclassified briefing slides
- ³⁰ U.S. Central Command, "Metrics Brief June 2010", unclassified briefing slides. United Nations Assistance Mission Afghanistan, "Afghanistan Annual Report on Protection of Civilians in Armed Conflict, 2010", March 2011. Accessed at: <http://unama.unmissions.org/Portals/UNAMA/human%20rights/March%20PoC%20Annual%20Report%20Final.pdf>
- ³¹ David Wood, "Afghan Air War Grows in Intensity", *Baltimore Sun*, July 28, 2008. United Nations Assistance Mission to Afghanistan, "Humanitarian Factsheet", June 29, 2008. Accessed at: <http://www.unama-afg.org/docs/UN-Docs/fact-sheets/2008/08June29-Humanitarian-fact-sheet-English.pdf> United Nations Assistance Mission to Afghanistan, "Armed conflict and Civilian Casualties, Trends and Developments 01 January-31 August, 2008" Accessed at: [http://www.reliefweb.int/rw/RWFiles2008.nsf/FilesByRWDocUnidFilename/EGUA-7JJMA8-full_report.pdf/\\$File/full_report.pdf](http://www.reliefweb.int/rw/RWFiles2008.nsf/FilesByRWDocUnidFilename/EGUA-7JJMA8-full_report.pdf/$File/full_report.pdf) UN Assistance Mission to Afghanistan, "Protection of Civilians", January 5, 2009. UN Office of the Coordination of Humanitarian Affairs (OCHA), "Monthly Humanitarian Update for Afghanistan", January 2009 (and subsequent monthly reports). U.S. Department of Defense, "Report on Progress toward Security and Stability in Afghanistan", Report to Congress in Accordance with the 2008 National Defense Authorization Act, April 2010, Accessed at: http://www.defense.gov/pubs/pdfs/Report_Final_SecDef_04_26_10.pdf. United Nations Assistance Mission to Afghanistan, "Mid Year Report on Protection of Civilians in Armed Conflict", August 2010. Accessed at: <http://www.unhcr.org/refworld/docid/4c6120382.html>. Ibid.
- ³² Ibid. United Nations General Assembly Security Council, "The situation in Afghanistan and its implications for international peace and security", December 10, 2010, p 13. Accessed at: http://www.humansecuritygateway.com/documents/UNGA_A65612_S2010630_SituationinAfghanistanandItsImplicationsforInternationalPeaceandSecurity.pdf. Ibid.
- ³³Committee to Protect Journalists, "Journalists Killed in Afghanistan". Accessed at: <http://www.cpi.org/killed/asia/afghanistan/>.
- ³⁴ United Nations High Commission on Refugees, "First Internally Displaced Persons (IDPs) Convoy leaves Heart for Badghis", *UNHCR Kabul Press Information*, May 5, 2008. Accessed at: <http://www.unhcr.org/cgi-bin/texis/vtx/afghan?page=kabul&id=481f2a6d2>. United Nations Report of the Secretary General, "The situation in Afghanistan and its implications for international peace and security", December 28, 2009. Accessed at: [http://www.reliefweb.int/rw/RWFiles2009.nsf/FilesByRWDocUnidFilename/EGUA-7ZDSWZ-full_report.pdf/\\$File/full_report.pdf](http://www.reliefweb.int/rw/RWFiles2009.nsf/FilesByRWDocUnidFilename/EGUA-7ZDSWZ-full_report.pdf/$File/full_report.pdf). Internal Displacement Monitoring Centre, "Global statistics: IDP country figures". Accessed at: [http://www.internal-displacement.org/8025708F004CE90B/\(http:countries\)/DFADB5842F9262BF802570A7004BA6F0?OpenDocument](http://www.internal-displacement.org/8025708F004CE90B/(http:countries)/DFADB5842F9262BF802570A7004BA6F0?OpenDocument).
- ³⁵United Nations High Commissioner for Refugees, "Asylum applications lodged in industrialized countries: Levels and trends, 2000-2002", March 11, 2003 and subsequent updates: Accessed at: <http://www.unhcr.org/cgi-bin/texis/vtx/search?page=search&skip=0&cid=49aea93aba&comid=4146b6fc4&keywords=Trends>. David Nakamura, "More Afghans pursue asylum", *The Washington Post*, November 28, 2010.
- ³⁶"Report on Progress toward Security and Stability in Afghanistan", Report to Congress in Accordance with the 2008 National Defense Authorization Act, April 2010, p. 36-37. Accessed at: http://www.defense.gov/pubs/pdfs/Report_Final_SecDef_04_26_10.pdf. IJC, "IJC Security and ANSF Assessment Summary July 2010", unclassified briefing slides. Report on Progress toward Security and Stability in Afghanistan", Report to Congress in Accordance with the 2008 National Defense Authorization Act, November 2010, p. 52. Accessed at: http://www.defense.gov/pubs/November_1230_Report_FINAL.pdf.
- ³⁷ David A. Fulghum, "DOD Chief Logistician Optimistic About Afghanistan", *Aerospace Daily & Defense Report*, January 27, 2010.
- ³⁸ David E. Sander and Mark Mazzetti, "New Estimate of Strength of Al Qaeda is Offered", *New York Times*, July 1, 2010. Michael O'Hanlon and Ian Livingston, "Prime Numbers: A Tale of Two Armies", *Foreign Policy*, March/April 2011.
- ³⁹ United States Air Forces Central Combined Air and Space Operations Center, *Compined Forces Air Component Commander 2007-2010 Airpower Statistics*, October 31, 2010. (cited by Noah Shachtman in *Bombs Away: Afghan War Peaks with 1,000 strikes in October*, Danger Room Blog, November 10, 2010)
- ⁴⁰ United States Air Forces Central Combined Air and Space Operations Center, *Compined Forces Air Component Commander 2007-2010 Airpower Statistics*, October 31, 2010. (cited by Noah Shachtman in *Bombs Away: Afghan War Peaks with 1,000 strikes in October*, Danger Room Blog, November 10, 2010)
- ⁴¹Rod Nordland, "Afghan Suicide Attacks Seen as Less Effective", *The New York Times*, February 16, 2010.
- ⁴² Tom Vanden Brook, "In Afghanistan, IED Attacks Hit High in July", *USA Today*, August 19, 2010.
- ⁴³ GAO-08-661, "Afghanistan Security: Further Congressional Action May Be Needed to Ensure Completion of a Detailed Plan to Develop and Sustain Capable Afghan National Security Forces", *Government Accountability Office*, June 2008, p. 11. Accessed at: <http://www.gao.gov/new.items/d08661.pdf>
- ⁴⁴ Special Inspector General for Afghanistan Reconstruction, "Quarterly Report to the United States Congress", January 30, 2009, p. 35. Accessed at: http://www.sigar.mil/reports/quarterlyreports/Jan09/pdf/Report_-_January_2009.pdf. Special Inspector General for Afghanistan Reconstruction, "Quarterly Report to the United States Congress", January 30, 2010, p. 141. Accessed at: http://www.sigar.mil/reports/quarterlyreports/jan2010/pdf/SIGAR_Jan2010.pdf
- ⁴⁵ David Kilcullen, "Measuring Progress in Afghanistan", *Unclassified DoD paper*, January 2010.
- ⁴⁶ CIA World Factbook, "Afghanistan Country Page", last updated July 24, 2008. Accessed at: <https://www.cia.gov/library/publications/the-world-factbook/geos/af.html>
- ⁴⁷ PBS, "A Woman Among Warlords: Afghanistan's National Assembly" Accessed at: <http://www.pbs.org/wnet/wideangle/episodes/a-woman-among-warlords/afghanistans-national-assembly/67/> Afghanistan Research and Evaluation Unit, "The A to Z Guide to Afghan Assistance", Sixth Edition, February 2008, pp. 56-61. Accessed at: http://www.areu.org.af/index.php?option=com_frontpage&Itemid=25 Afghanistan Research and Evaluation Unit, "The A to Z Guide to Afghanistan Assistance, 2009". Accessed at: http://www.afghanconflictmonitor.org/AREU_AtoZquideddevelopmentassistance2009.pdf. Briefing to Michael O'Hanlon in Afghanistan, March 2011.
- ⁴⁸Keith B. Richburg, "In Afghanistan, U.S. seeks to fix a tattered system of Justice", *The Washington Post*, February 28, 2010.

- ⁴⁹ Center for Policy and Human Development, "Afghanistan Human Development Report 2007", p. 74. Accessed at: http://www.cphd.af/nhdr/nhdr07/download/pdfs/eng/nhdr07_complete.pdf
- ⁵⁰ Center for Policy and Human Development, "Afghanistan Human Development Report 2007", p. 70-71. Accessed at: http://www.cphd.af/nhdr/nhdr07/download/pdfs/eng/nhdr07_complete.pdf
- ⁵¹ Ibid.
- ⁵² M. O'Hanlon, I. Livingston and H. Messera, "The States of War", *The New York Times*, June 1, 2010.
- ⁵³ United Nations Office on Drugs and Crime, "2008 World Drug Report", p. 38. Accessed at: http://www.unodc.org/documents/wdr/WDR_2008/WDR_2008_eng_web.pdf United Nations Office on Drugs and Crime, "Afghanistan Opium Survey 2008", November 2008, p. 5. Accessed at: http://www.unodc.org/documents/crop-monitoring/Afghanistan_Opium_Survey_2008.pdf. United Nations Office on Drugs and Crime, "2010 World Drug Report", p. 11. Accessed at: http://www.unodc.org/documents/wdr/WDR_2010/World_Drug_Report_2010_lo-res.pdf. United Nations Office on Drugs and Crime, "Afghanistan Opium Survey 2010", September 2010. Accessed at: http://www.unodc.org/documents/crop-monitoring/Afghanistan/Afg_opium_survey_2010_exsum_web.pdf.
- ⁵⁴ Ibid.
- ⁵⁵ United Nations Office on Drugs and Crime, "Opium Winter Rapid Assessment Survey", February 2008, p. 3. Accessed at: <http://www.unodc.org/documents/crop-monitoring/Afghan-winter-survey-Feb08-short.pdf> United Nations Office on Drugs and Crime, "Afghanistan Opium Survey 2008 Executive Summary", August 2008, p. 7. Accessed at: http://www.unodc.org/documents/publications/Afghanistan_Opium_Survey_2008.pdf. Ibid.
- ⁵⁶ UN Office on Drugs and Crime, "Afghanistan Opium Winter Rapid Assessment Survey", February 2008, p. 9. Accessed at: <http://www.unodc.org/documents/crop-monitoring/Afghan-winter-survey-Feb08-short.pdf> Jon Boone, "Wheat versus poppy on Helmand front line", *Financial Times*, August 18, 2008. UN Office on Drugs and Crime, "Afghanistan Opium Winter Assessment", January 2009. Accessed at: http://www.unodc.org/documents/crop-monitoring/ORA_report_2009.pdf. UN Office on Drugs and Crime, "Afghanistan Opium Price Monitoring Monthly Report", June 2010. Accessed at: http://www.unodc.org/documents/afghanistan/Opium_Surveys/Price_Monitoring/2010/Afghanistan_Opium_Price_Monitoring_June_2010.pdf. UN Office on Drugs and Crime, "Afghanistan Opium Winter Rapid Assessment Survey", April 2011, p. 11. Accessed at: http://www.unodc.org/documents/crop-monitoring/Afghanistan/ORAS_report_2011_phase_II_20110415.pdf
- ⁵⁷ Press Freedom Index 2007, compiled by "Reporters Without Borders" and released October 16, 2007 (and subsequent reports). Accessible at: <http://en.rsf.org/press-freedom-index.html>.
- ⁵⁸ Transparency International Annual CPI reports accessed at: http://www.transparency.org/policy_research/surveys_indices/cpi
- ⁵⁹ Mohammad Ishaque Sarwari, "Development Outlook 2008: Islamic Republic of Afghanistan", *Asian Development Bank*. Accessed at: <http://www.adb.org/Documents/Books/ADO/2008/AFG.pdf>. Mohammad Ishaque Sarwari, "Development Outlook 2009: Islamic Republic of Afghanistan", *Asian Development Bank*. Accessed at: <http://www.adb.org/documents/books/ado/2009/AFG.pdf>.
- ⁶⁰ Special Inspector General for Afghanistan Reconstruction, "Quarterly Report to the United States Congress", July 30, 2009, p. 341. Accessed at: <http://www.siqar.mil/reports/quarterlyreports/Default.aspx>. Policy and Poverty Team South Asia Region, "Afghanistan Economic Update", World Bank, April 2010, p. 11. Accessed at: http://siteresources.worldbank.org/AFGHANISTANEXTN/Resources/305984-1264608805475/Afghanistan_Spring_Brief_April.pdf.
- ⁶¹ Islamic Republic of Afghanistan Government Report, "Afghanistan National Development Strategy, 2008-2013", p. 31. Accessed at: http://www.ands.gov.af/ands/final_ands/src/final/Afghanistan%20National%20Development%20Strategy_eng.pdf Special Inspector General for Afghanistan Reconstruction, "Quarterly Report to the United States Congress", July 30, 2009, p. 341. Accessed at: <http://www.siqar.mil/reports/quarterlyreports/Default.aspx>
- ⁶² ISAF, "Metrics Brief May 2010", unclassified briefing slides
- ⁶³ ISAF, "Metrics Brief May 2010", unclassified briefing slides
- ⁶⁴ Special Inspector General for Afghanistan Reconstruction, "Quarterly Report to the United States Congress", January 30, 2010, p. 98. Accessed at: http://www.siqar.mil/reports/quarterlyreports/jan2010/pdf/SIGAR_Jan2010.pdf
- ⁶⁵ Islamic Republic of Afghanistan Government Report, "Afghanistan National Development Strategy, 2008-2013", p. 78. Accessed at: http://www.ands.gov.af/ands/final_ands/src/final/Afghanistan%20National%20Development%20Strategy_eng.pdf Special Inspector General for Afghanistan Reconstruction, "Afghanistan Energy Supply Has Increased but An Updated Master Plan Is Needed and Sustainability Concerns Remain", p. 4 and 7. Accessed at: <http://www.siqar.mil/reports/pdf/audits/SIGAR%20Audit-10-4.pdf>
- ⁶⁶ Islamic Republic of Afghanistan Government Report, "Afghanistan National Development Strategy, 2008-2013", p. 97. Accessed at: http://www.ands.gov.af/ands/final_ands/src/final/Afghanistan%20National%20Development%20Strategy_eng.pdf U.S. Department of Defense, "Report on Progress toward Security and Stability in Afghanistan", Report to Congress in Accordance with the 2008 National Defense Authorization Act, January 2009, p. 13. Accessed at: http://www.defenselink.mil/pubs/OCTOBER_1230_FINAL.pdf U.S. Department of Defense, "Report on Progress toward Security and Stability in Afghanistan", Report to Congress in Accordance with the 2008 National Defense Authorization Act, June 2009, p. 51. Accessed at: http://www.defenselink.mil/pubs/pdfs/1230_June-2009Final.pdf. U.S. Department of Defense, "Report on Progress toward Security and Stability in Afghanistan", Report to Congress in Accordance with the 2008 National Defense Authorization Act, October 2009, p. 34. Accessed at: http://www.defense.gov/pubs/pdfs/October_2009.pdf. U.S. Department of Defense, "Report on Progress toward Security and Stability in Afghanistan", Report to Congress in Accordance with the 2008 National Defense Authorization Act, April 2010, p. 68. Accessed at: http://www.defense.gov/pubs/pdfs/Report_Final_SecDef_04_26_10.pdf
- ⁶⁷ United Nations Assistance Mission to Afghanistan, "Humanitarian Factsheet", June 29, 2008. Accessed at: http://www.unama-afg.org/docs/_UN-Docs/_fact-sheets/2008/08June29-Humanitarian-fact-sheet-English.pdf
- ⁶⁸ Islamic Republic of Afghanistan Government Report, "Afghanistan National Development Strategy, 2008-2013", pp. 114-116. Accessed at: http://www.ands.gov.af/ands/final_ands/src/final/Afghanistan%20National%20Development%20Strategy_eng.pdf Susan Wardak and Michael Hirth, "Defining the GAPS: The Case of Afghanistan", *Islamic Republic of Afghanistan Ministry of Education*, April 2009. Accessed at: http://www.afghan-web.com/education/case_afa_education.pdf Strategic Advisory Group Headquarters ISAF, "Metrics Brief March 2009", unclassified briefing slides. Wahedullah Massoud, "No School for almost half of Afghan children: president", *Agence France Presse*, March 6, 2010. David Petraeus, "Newseum conversation with General David Petraeus", March 18, 2011.
- ⁶⁹ Islamic Republic of Afghanistan Government Report, "Afghanistan National Development Strategy, 2008-2013", p. 27. Accessed at: http://www.ands.gov.af/ands/final_ands/src/final/Afghanistan%20National%20Development%20Strategy_eng.pdf
- ⁷⁰ Organization for Economic Cooperation and Development, Development Assistance Committee data cited by: Lydia Poole, *Afghanistan: Tracking Major Resource Flows 2002-2010*, Global Humanitarian Assistance, 4. Accessed at <http://www.globalhumanitarianassistance.org/wp-content/uploads/2011/02/gha-Afghanistan-2011-major-resource-flows.pdf>
- ⁷¹ Organization for Economic Cooperation and Development, Development Assistance Committee data cited by: Lydia Poole, *Afghanistan: Tracking Major Resource Flows 2002-2010*, Global Humanitarian Assistance, 18. Accessed at <http://www.globalhumanitarianassistance.org/wp-content/uploads/2011/02/gha-Afghanistan-2011-major-resource-flows.pdf>
- ⁷² Organization for Economic Cooperation and Development, Development Assistance Committee data cited by: Lydia Poole, *Afghanistan: Tracking Major Resource Flows 2002-2010*, Global Humanitarian Assistance, 10. Accessed at <http://www.globalhumanitarianassistance.org/wp-content/uploads/2011/02/gha-Afghanistan-2011-major-resource-flows.pdf>
- ⁷³ Asian Development Bank, "Key Indicators 2007", p. 162-163. Accessed at: http://www.adb.org/Documents/Books/Key_Indicators/2007/pdf/Key-Indicators-2007.pdf
- ⁷⁴ Microfinance Investment Support Facility for Afghanistan, "Microfinance Sector Update", May 2008. Accessed at: http://www.misfa.org.af/uploads/files/MF%20Sector%20update%20March%202008_1.pdf

-
- ⁷⁵ Islamic Republic of Afghanistan, Ministry of Public Health, "A Basic Package of Health Services for Afghanistan, 2005/1384", November 2005, p. vii. Accessed at: http://www.msh.org/afghanistan/pdf/Afghanistan_BPHS_2005_1384.pdf Islamic Republic of Afghanistan Government Report, "Afghanistan National Development Strategy, 2008-2013", p 108. Accessed at: http://www.ands.gov.af/ands/final_ands/src/final/Afghanistan%20National%20Development%20Strategy_eng.pdf
- ⁷⁶ Islamic Republic of Afghanistan Government Report, "Afghanistan National Development Strategy, 2008-2013", p 124. Accessed at: http://www.ands.gov.af/ands/final_ands/src/final/Afghanistan%20National%20Development%20Strategy_eng.pdf World Health Organization, "Afghanistan Mortality Country Fact Sheet 2006". Accessed at: http://www.who.int/whosis/mort/profiles/mort_emro_afg_afghanistan.pdf
- ⁷⁷ Islamic Republic of Afghanistan Government Report, "Afghanistan National Development Strategy, 2008-2013", p 109. Accessed at: http://www.ands.gov.af/ands/final_ands/src/final/Afghanistan%20National%20Development%20Strategy_eng.pdf. World Bank, "Afghanistan Country Overview 2010", February 2010. Accessed at: <http://www.worldbank.org.af/WBSITE/EXTERNAL/COUNTRIES/SOUTHASIAEXT/AFGHANISTANEXTN/0,,contentMDK:20154015~menuPK:305992~pagePK:141137~piPK:141127~theSitePK:305985,00.html>
- ⁷⁸ Islamic Republic of Afghanistan Government Report, "Afghanistan National Development Strategy, 2008-2013", p 108. Accessed at: http://www.ands.gov.af/ands/final_ands/src/final/Afghanistan%20National%20Development%20Strategy_eng.pdf
- ⁷⁹ ABC News/BBC/ARD Poll, "Afghanistan: Where Things Stand", released February 9, 2009. Accessed at: <http://abcnews.go.com/images/PollingUnit/1083a1Afghanistan2009.pdf>. ABC News/BBC/ARD Poll, "Afghanistan: Where Things Stand", released January 11, 2010. Accessed at: <http://abcnews.go.com/images/PollingUnit/1099a1Afghanistan-WhereThingsStand.pdf>. ABC News/BBC/ARD Poll, "Afghanistan: Where Things Stand", released December 6, 2010. Accessed at: <http://www.langerresearch.com/uploads/1116a1Afghanistan.pdf>
- ⁸⁰ Asia Foundation, "Afghanistan in 2007: A Survey of the Afghan People". Accessed at: <http://asiafoundation.org/publications/pdf/20> Asia Foundation, "Afghanistan in 2008: A Survey of the Afghan People". Accessed at: <http://asiafoundation.org/country/afghanistan/2008-poll.php>. Asia Foundation, "Afghanistan in 2009: A Survey of the Afghan People". Accessed at: <http://asiafoundation.org/country/afghanistan/2009-poll.php>
- ⁸¹ The International Republican Institute, "Afghanistan Public Opinion Survey: July 16-26, 2009", released August 14, 2009. Accessed at: <http://www.iri.org/mena/afghanistan/pdfs/2009%20August%2014%20Survey%20of%20Afghan%20Public%20Opinion%20July%2016-26%202009.pdf>. The International Republican Institute, "Afghanistan Post-Election Survey: November 16-25, 2009", released January 19, 2010. Accessed at: http://www.iri.org/newsreleases/pdfs/2010_January_14_IRI_Afghanistan_Survey_November_16-25_2009.pdf