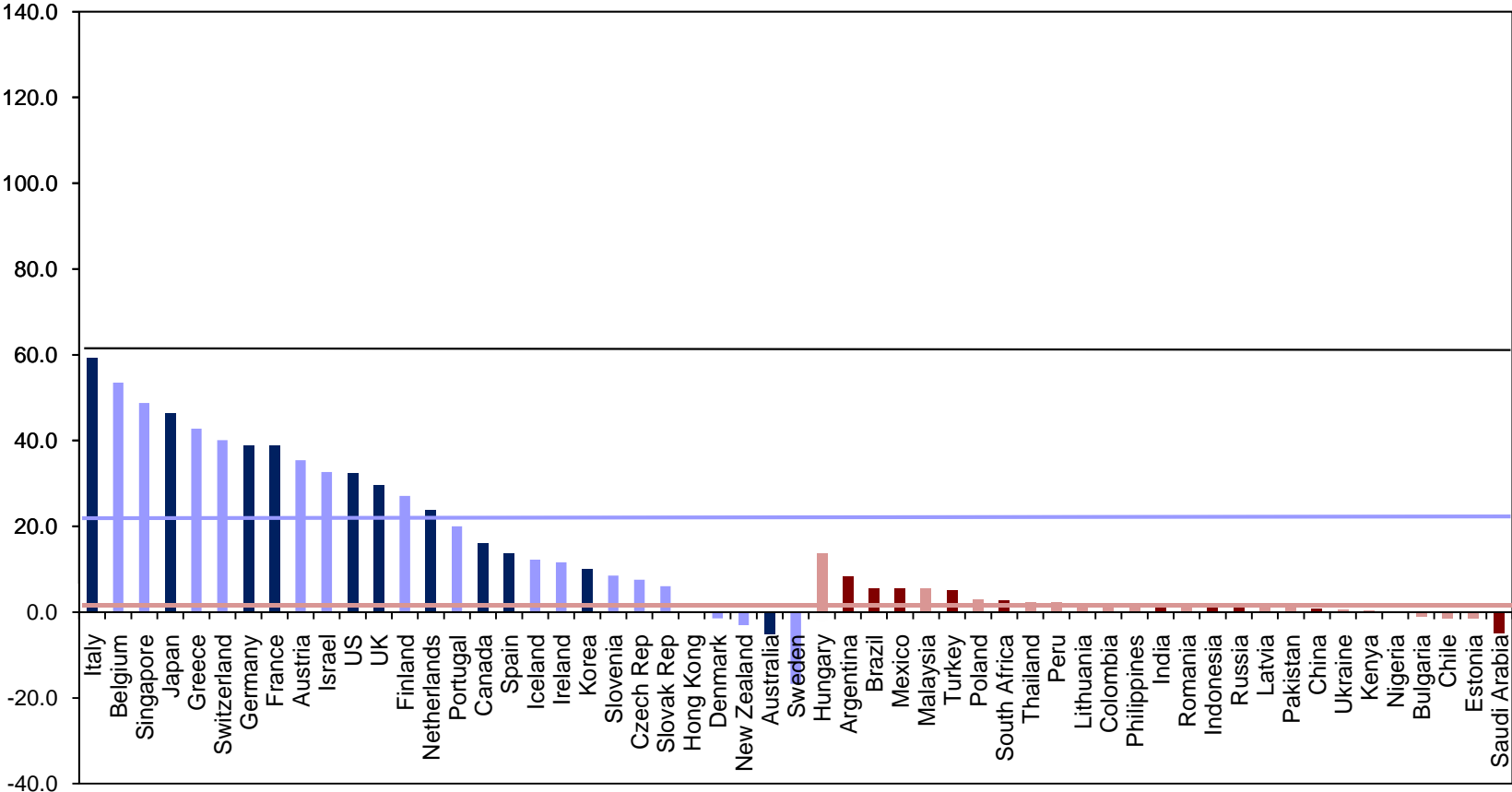


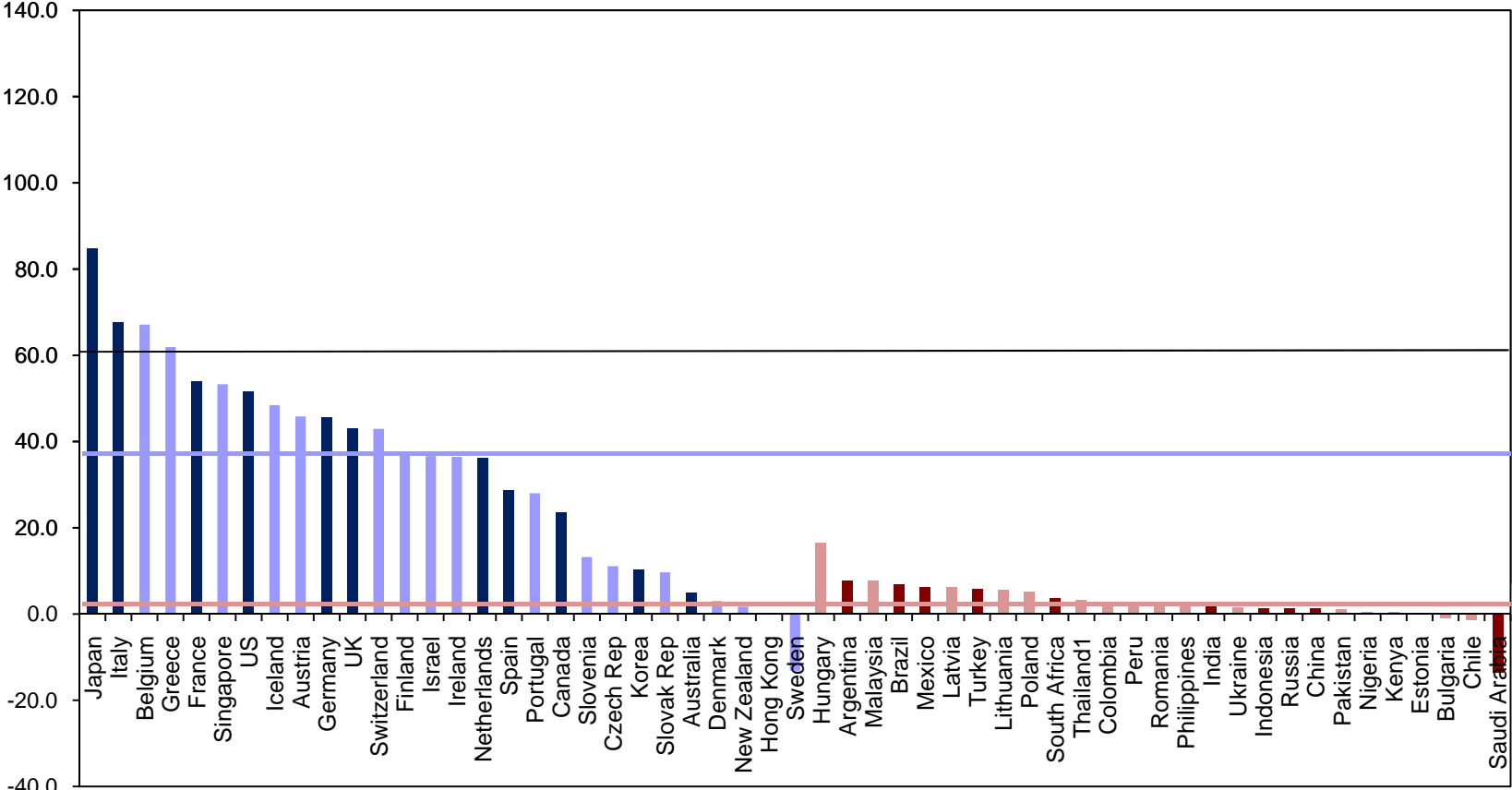
Net Debt Per Working-Age Person: 2007
(US dollars, thousands)



Source: IMF Fiscal Monitor, May 2010; ILO Economically Active Population Estimates and Projections, 2009

Notes: The darker bars indicate G-20 countries, along with Spain and the Netherlands. The solid lines show medians for the advanced economies (blue) and emerging markets (maroon). Gross debt data are used for the following countries that do not report net debt data: Advanced Economies -- Czech Rep, Finland, Greece, Korea, Singapore, Slovak Rep and Slovenia; Emerging Market Economies -- Argentina, China, India, Indonesia, Malaysia, Pakistan, Peru, Philippines, Romania, Russia and Thailand Norway, which has a large negative net debt position, is excluded from this figure.

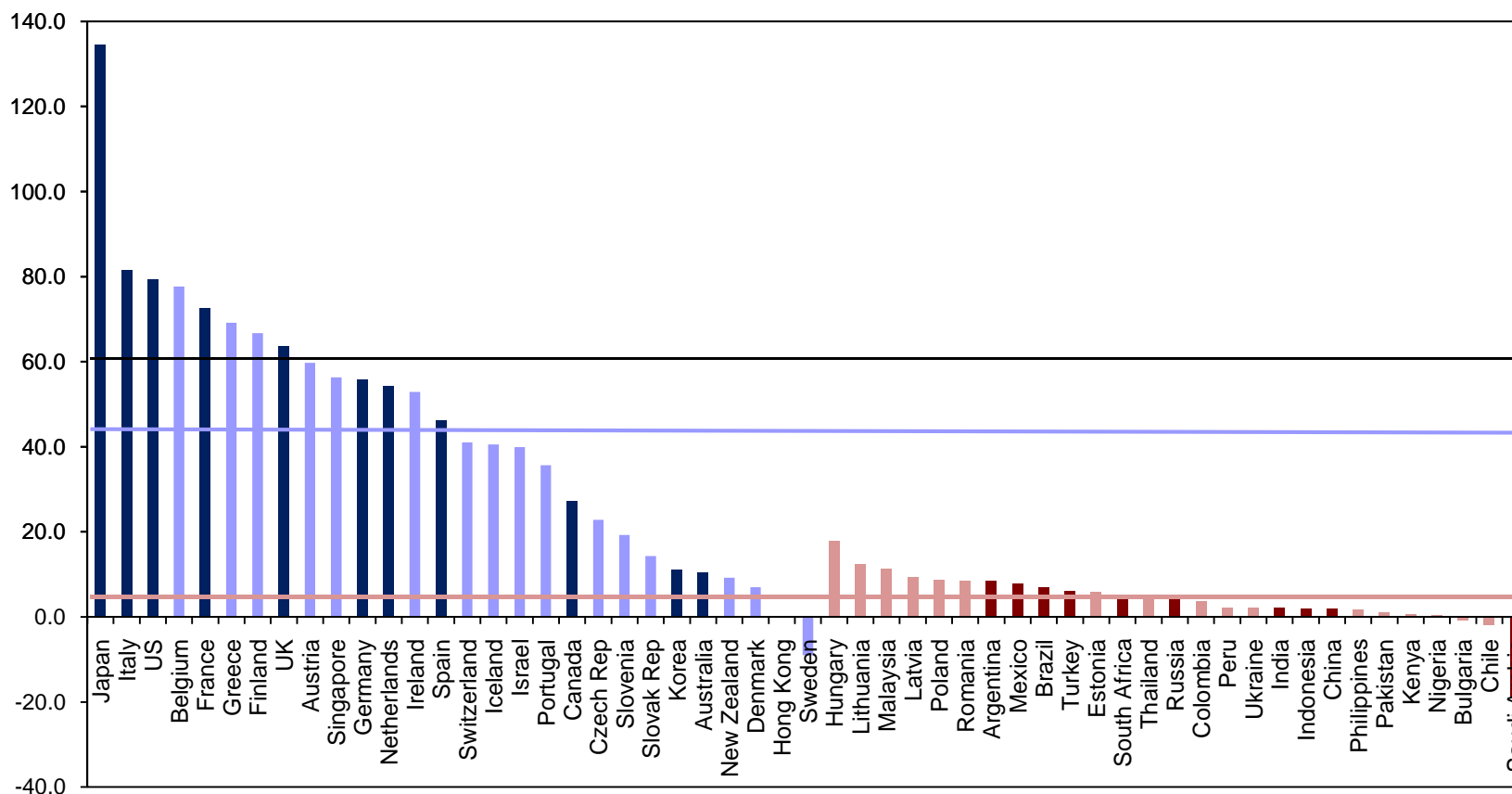
**Net Debt Per Working-Age Person: 2010
(US dollars, thousands)**



Source: IMF Fiscal Monitor, May 2010; ILO Economically Active Population Estimates and Projections, 2009

Notes: The darker bars indicate G-20 countries, along with Spain and the Netherlands. The solid lines show medians for the advanced economies (blue) and emerging markets (maroon). Gross debt data are used for the following countries that do not report net debt data: Advanced Economies -- Czech Rep, Finland, Greece, Korea, Singapore, Slovak Rep and Slovenia; Emerging Market Economies -- Argentina, China, India, Indonesia, Malaysia, Pakistan, Peru, Philippines, Romania, Russia and Thailand. Norway, which has a large negative net debt position, is excluded from this figure.

**Net Debt Per Working-Age Person: 2015
(US dollars, thousands)**



Source: IMF Fiscal Monitor, May 2010; ILO Economically Active Population Estimates and Projections, 2009

Notes: The darker bars indicate G-20 countries, along with Spain and the Netherlands. The solid lines show medians for the advanced economies (blue) and emerging markets (maroon). Gross debt data are used for the following countries that do not report net debt data: Advanced Economies -- Czech Rep, Finland, Greece, Korea, Singapore, Slovak Rep and Slovenia; Emerging Market Economies -- Argentina, China, India, Indonesia, Malaysia, Pakistan, Peru, Philippines, Romania, Russia and Thailand. Norway, which has a large negative net debt position, is excluded from this figure.